HADY MEISER

Product catalogue

www.hadymeiser-egypt.com

Hady Meiser Egypt

HADY MEISER

Product catalogue

www.hadymeiser-egypt.com

INDEX PRODUCT CATALOGUE

Letter From Chairman : Page 06

Letter From CEO : Page 08

About Us : Page 10

About Grating : Page 14

Technical Of Gratings : Page 18

Products : Page 22

Picture For Some Project : Page 38

Loading Table : Page 44

Certificates : Page 50

Job References For Grating : Page 62

Map & Location : Page 72

Contacts : Page 74



LETTER FROM CHAIRMAN

Eng. Eslam Abdelhady



WELCOME TO HADY MEISER

With a market-leading legacy spanning over 30 years, we drive growth through continuous innovation in product design and development. By embracing cutting-edge technology and fueled by a passion for domestic excellence, we are dedicated to delivering "Made in Egypt" products capable of competing on a global scale. We operate as a unified family, a core value that fosters deep trust and respect with our clients. Our ultimate mission is to consistently exceed customer expectations by providing products of the highest uncompromising quality.

مـــرحـبـــــا في هـــادى مايـــــزر

نمتلك إرثاً يمتد لأكثر من ٣٠ عاماً من الريادة في هذا القطاع؛ حيث نرتكز على الابتكار في تصميم منتجاتنا وتطويرها، فضلاً عن مسابقتنا للزمن في مواكبة التطور التكنولوجي. كما يملؤنا الشغف لتقديم منتج يحمل شعار «صنع في مصر» ويكون جديراً باجتياح الأسواق العالمية واعتلاء صدارتها. لأجل هذا، نعمل بجد وكفاح لنصبح عائلة واحدة؛ مما يساعدنا على كسب ثقة عملائنا ونيل احترامهم، متطلعين دوماً إلى تلبية توقعاتهم بل وتجاوزها، من خلال تقديم منتجات تضمن أعلى مستويات الجودة المتاحة.

LETTER FROM CEO



Eng. Shereef Abdelhady

WELCOME TO HADY MEISER

At Hady Meiser Egypt, a leading manufacturer of steel gratings and stair treads, we embrace new challenges every day, firmly believing that an organization's success stems from selecting top-tier talent. While our team comprises diverse backgrounds, we cultivate seamless synergy among our engineers, workers, and staff to drive the company's core strategy, which is built on three pillars: Design, Value, and Development. As the landscape of consulting and engineering firms in Egypt has evolved significantly over the past decade, I hold absolute confidence in our team's capability to elevate our brand and strengthen our footprint in the international market.

مـــرحـبـــــا في هـــادى مايـــــزر

فـي شـركة "هـادي مايـزر مصـر"، الرائـدة فـي إنتـاج المشـايات المعدنية ودرج السلالم، نواجه تحديات جديدة كل يوم، مؤمنين بأن نجاح أي مؤسسة يرتكز في المقام الأول على اختيار أفضل الكفاءات في هذا المجال. ورغم تنوع الخلفيات والبيئات التي ينتمي إليها فريق عملنا، إلا أننا نجحنا في تحقيق التناغم والانسجام التام بين المهندسين، والعمال، والموظفين كفريق واحد يعمل على تحقيق استراتيجية الشركة القائمة على ثلاثة ركائز أساسية: التصميم، والقيمة، والتطوير. وفي ظل التطور الملحوظ الذي شهدته المكاتب الاستشارية في مصر خلال العقد الماضي، فإنني أضع كامل ثقتي في فريق عمل الشركة، والذي يسهم بقوة في رفع اسم مؤسستنا وترسيخ مكانتها في السوق العالمية.

ABOUT US

Established in 1998, **Multi Meiser Egypt** is a leading manufacturer of industrial gratings and stair treads, providing comprehensive engineering solutions backed by decades of manufacturing excellence. In 2009, the company underwent a rebranding, adopting its current name, Hady Meiser Egypt.



Established in 1998, **Hady Meiser Egypt** is a premier joint-stock Egyptian-German company specializing in the manufacture of steel gratings. Formerly known as Multi Meiser, the company was founded by Eng. Abdel Hady Abdel Moneim El Sayed, Chairman of the **Multi M Group.**



تأسست شركة **«مالتي مايزر مصر»** عام ١٩٩٨، وهي شركة رائدة في تصنيع المشايات المعدنية ودرج السلالم، حيث تقدم حلولاً هندسية صناعية مدعومة بعقود من التميز في التصنيع. وفي عام ٢٠٠٩، تم تغيير الاسم التجاري للشركة ليصبح **«هادي مايزر مصر»**.

تأسست شركة **«هادي مايزر مصر»** عام ١٩٩٨، وهي شركة مساهمة مصرية ألمانية رائدة في تصنيع المشايات المعدنية. كانت الشركة تُعرف سابقاً باسم **«مالتي مايزر»**، وقد تم تأسيسها من قِبل المهندس عبد الهادي عبد المنعم السيد، رئيس مجلس إدارة مجموعة شركات **«مالتي إم» (Multi M Group)**.

ABOUT US

As a premier manufacturer of press-welded steel gratings, Hady Meiser Egypt stands as one of the world's leading companies in the field of steel grating mats and stairway systems, driven by innovative manufacturing processes and a highly qualified workforce.



To accelerate production and meet the growing demands of the Egyptian market, we expanded our capacity by adding a new steel grating production line, alongside a new state-of-the-art steel coil slitting line (handling black, hot-rolled, and cold-galvanized steel with thicknesses from 1 mm to 4.5 mm). Hady Meiser Egypt is ISO 9001:2008 certified and accredited by major consulting firms. Our commitment to quality is backed by raw material test certificates from the Ministry of Scientific Research and the Central Metallurgical Research and Development Institute (CMRDI), as well as final product certifications from Cairo University's Faculty of Engineering, validating material compliance, tensile strength, galvanizing quality, and load-bearing capacities.



بصفتها جهة تصنيع رائدة في إنتاج المشايات المعدنية المضغوطة، تصنف شركة "هادي مايزر مصر" كواحدة من الشركات العالمية الكبرى في مجال مشايات الحديد وأنظمة السلالم، وذلك بفضل عمليات التصنيع المبتكرة وفريق عملها المؤهل بأعلى الكفاءات.

في إطار تلبية احتياجات السوق المصري وتسريع العمليات الإنتاجية، قامت الشركة بتوسيع طاقتها الاستيعابية بإضافة خط إنتاج جديد للمشايات المعدنية المضغوطة، إلى جانب خط متطور جديد لتقطيع وشرطنة لفائف الصاج (يشمل الصاج الأسود، والمجلفن على الساخن والبارد، بسماكات تتراوح من ١ مم إلى ٤.٥ مم). الشركة حاصلة على شهادة الأيزو ISO 9001:2008 ومعتمدة من كبرى المكاتب الاستشارية. كما تتعزز جودة منتجاتنا بشهادات اختبار للمواد الخام من وزارة البحث العلمي ومركز تطوير الفلزات، بالإضافة إلى شهادات اختبار المنتج النهائي من كلية الهندسة (جامعة القاهرة) والتي تفحص وتضمن جودة المواد، ومقاومة الشد، والجلفنة، والأحمال.

ABOUT GRATING

Steel grating is a high-performance structural element engineered to offer exceptional load-bearing capacity combined with a low dead weight and high transparency. The precision-engineered, positive-fitting connection between the bearing bars, cross bars, and perimeter banding renders the grating highly stable and visually appealing. Its versatility makes it indispensable across both industrial and architectural sectors. As an exceptionally robust, safe, and lightweight platform flooring solution, steel grating remains a critical component in all heavy industry applications.



تُعد المشايات المعدنية عنصراً إنشائياً عالي الكفاءة، حيث تم تصميمها لتوفير قدرة تحمل استثنائية للأحمال مع خفة الوزن الذاتي ونسبة نفاذية عالية للضوء والهواء. إن الترابط الهندسي الدقيق والمحكم بين القضبان الحاملة والعارضة مع الإطار الخارجي لا يمنح المشايات ثباتاً فائقاً فحسب، بل يمنحها أيضاً مظهرًا معمارياً جذاباً. وتتنوع تطبيقاتها بشكل واسع لتشمل كافة المجالات الصناعية والمعمارية؛ وبصفتها حلًا متيناً وآمناً وخفيف الوزن لأرضيات المنصات، فإن المشايات المعدنية تظل مكوناً لا غنى عنه في جميع قطاعات الصناعات الثقيلة.

Steel grating is extensively installed in refineries, power stations, steel mills, mines, and offshore oil platforms, making it an essential component for structural steelworkers, metal fabricators, and fitters alike. Furthermore, its adoption within the logistics sector is rapidly growing for warehouse platform flooring and heavy-duty shelving. Beyond industrial utility, architects and developers highly value steel grating as a functional yet aesthetically pleasing product, utilizing it for decorative facade cladding, suspended ceilings, and sunshades.



تُستخدم المشايات المعدنية على نطاق واسع في مصافي النفط، ومحطات توليد الطاقة، ومصانع الصلب، والمناجم، والمنصات البحرية، مما يجعلها مكوناً أساسياً لا غنى عنه لكل فنيي الهياكل الحديدية، ومشكلي المعادن، والمشغلين. علاوة على ذلك، يتزايد الاعتماد عليها بشكل ملحوظ في قطاع الخدمات اللوجستية كأرضيات للمنصات ورفوف للتخزين الثقيل. وبعيداً عن الاستخدامات الصناعية، يحظى هذا المنتج بتقدير كبير من المهندسين المعماريين والمطورين كعنصر يجمع بين الجمالية والوظيفة العملية، حيث يتم توظيفه في كتل واجهات المباني الديكورية، والأسقف المعلقة، ومظلات الحماية من الشمس.

ABOUT GRATING

Hady Meiser Egypt offers an extensive and unmatched range of steel gratings worldwide, designed to meet an extraordinary variety of specialized applications. In close collaboration with our clients, we ensure the selection of the ideal grating solution tailored to their precise project needs. We recognize that grating is fundamentally critical to workplace safety, and we embrace this responsibility with the utmost seriousness. When standing high above on an open platform secured by Hady Meiser grating, the vital importance of quality and reliability becomes immediately clear. This is why we uphold the highest uncompromising standards for our products, from initial planning through to final delivery.



Hady Meiser grating is 100% manufactured in-house. Over 80% of our products are custom-made to measure, leveraging the advanced capabilities of our production facilities to serve our clients' precise needs. Our team of experts is dedicated to providing comprehensive technical support and guidance throughout your project planning phases. Furthermore, our scope of services extends beyond manufacturing to include professional structural static calculations and detailed quantity surveying.

تقدم شركة "هادي مايزر مصر" التشكيلة الأوسع والأكثر تنوعاً من المشايات المعدنية على مستوى العالم، والتي تم تطويرها لتلبي نطاقاً استثنائياً من التطبيقات المتخصصة. وبالتعاون الوثيق مع عملائنا، نعمل معاً على اختيار الحل الأمثل والأنسب لمتطلبات مشاريعهم بدقة. نحن ندرك تماماً أن المشايات المعدنية تمثل عنصراً حيوياً وعاملاً جوهرياً لسلامة المنشآت والأفراد، ونتحمل هذه المسؤولية بأعلى درجات الالتزام؛ فحينما تقف في الأعالي فوق منصة مفتوحة مؤمنة بمشايات "هادي مايزر"، تتجلى لك بوضوح الأهمية البالغة للجودة والموثوقية. لهذا السبب، نحن نضع ونطبق أدق المعايير الصارمة لمنتجاتنا، بدءاً من مراحل التخطيط الأولى وحتى التسليم النهائي.



يتم إنتاج مشايات "هادي مايزر" محلياً بالكامل بنسبة ١٠٠ ٪ حيث يتم تصنيع أكثر من٨٠ ٪ من منتجاتنا وفقاً للمقاسات والمواصفات الخاصة بطلب عملائنا، مستفيدين من القدرات المتقدمة لمنشآتنا الإنتاجية لتلبية احتياجات مشاريعهم بدقة. يسعد فريق خبرائنا تقديم الدعم الفني والاستشارات الشاملة خلال كافة مراحل تخطيط مشاريعكم، كما يمتد نطاق خدماتنا ليتجاوز التصنيع ويشمل تقديم الحسابات الإنشائية الاستاتيكية الدقيقة وحصر الكميات الهندسي.

TECHNICAL OF GRATINGS

1- MESH SIZE

The mesh size refers to the clear spacing or center-to-center distance between the bearing bars (BB) and the cross bars (CB).

١ – فتحة العين

يُقصد بأبعاد عين المشاية (Mesh Size) المسافة البينية أو البُعد المراكزى (من المركز إلى المركز) بين القضبان الحاملة (BB) والقضبان العارضة (CB).



2- BEARING BARS

Bearing bars are the primary load-bearing, vertical flat bars that run parallel to each other, extending continuously from one structural support to the next. These bars are available in two functional profiles: Plain and Serrated.

٢ – الخوصة الحاملة

القضبان الحاملة (Bearing Bars) هي الخوص الرأسية الأساسية المحملة للأحمال، والتي تمتد بشكل متوازٍ من ركيزة هيكلية إلى الركيزة التي تليها. وتتوفر هذه القضبان بنوعين من الأسطح: السطح المستوي (Plain) والسطح المشرشر المانع للانزلاق (Serrated).



3- Crossbars

Cross bars run perpendicularly to the bearing bars, securing and unifying the structural network through high-pressure compression and/or resistance welding at each intersection point.

٣ – رباط السلك

تمتد القضبان العارضة (Cross Bars) بزوايا قائمة عمودية على القضبان الحاملة، حيث تعمل على ربطها وتثبيتها معاً عبر الكبس الهيدروليكي العالي و/أو اللحام الكهربائي عند نقاط التقاطع.



A	B	C	D	E
20	38	25	2.5	5
30	50	30	3	6
34	63.5	32	3.5	7
40	76	35	4	
45	100	38	4.7	
60		40	5	
		45		
		50		
		55		
		60		

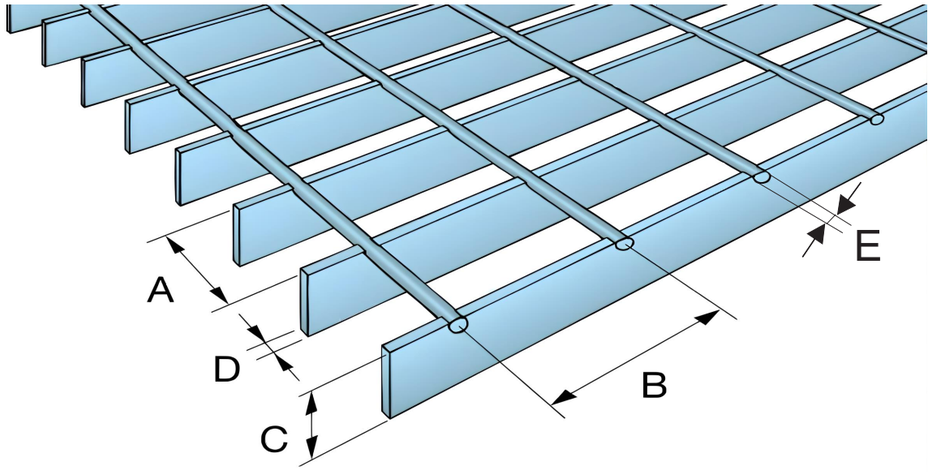

A	المسافة بين الخوص وبعضها
B	المسافة بين السلك وبعضة
C	أرتفاع الخوصة
D	سمك الخوصة
E	سمك السلك

1. PRODUCTS

1. Press Welded Grating
2. Press locked Grating
3. Circular Grating
4. Cut out gratings
5. Checkered plate With grating
6. Kick plate With grating
7. Warehouse shelves (shelf grating)
8. Stair treads (steps)
9. Spiral stair staircase
10. Straight flight staircase
11. Spiral staircase
12. Standard clamp fastener (Clips)
13. Double clamp fastener (Clips)

PRODUCTS

1. PRESSWELDED GRATING

Hady Meiser press-welded grating is standardly utilized across numerous industrial sectors. The continuous resistance welding at every single intersection point between the bearing bars and cross bars creates an exceptionally stable, rigid, and hard-wearing structural platform.

تُستخدم مشايات "هادي مايزر" المصنعة بطريقة اللحام بالكبس (Press-Welded Grating) بشكل أساسي وواسع في العديد من القطاعات الصناعية. حيث يمنح اللحام المستمر لكل نقطة تقاطع بين القضبان الحاملة والعارضة بنية قوية للغاية، متينة، وشديدة التحمل للأحمال والاستخدامات الشاقة.



The cross bars typically utilized in press-welded grating consist of twisted square wires, which are securely fused to the bearing bars. This process is executed under extreme pressure using automated resistance welding technology.

تتكون القضبان العارضة المستخدمة عادةً في المشايات المصنعة باللحام بالكبس من أسلاك مربعة مجدولة (Twisted Square Wires)، يتم دمجها ولحامها كهربائياً مع القضبان الحاملة. وتتم هذه العملية تحت ضغط هيدروليكي هائل باستخدام ماكينات اللحام الآلي بالمقاومة الكهربائية.

Hady Meiser press-welded grating is primarily utilized in demanding environments such as the oil and gas, petrochemical, mining, and power generation industries. The superior performance of press-welded grating is fully realized in operations characterized by intense shearing forces or where platform floorings require frequent modifications. Furthermore, steel fabricators highly value this specific grating type, as its exceptional structural stability makes it ideal for subsequent cutting, shaping, and onsite alterations.

تُستخدم مشايات "هادي مايزر" المصنعة باللحام بالكبس بشكل أساسي في البيئات القاسية، مثل قطاعات النفط والغاز، والبتروكيماويات، والتعدين، ومحطات توليد الطاقة. وتتجلى الكفاءة الفائقة لهذا النوع من المشايات بوضوح في المواقع التي تتعرض لقوى قص عالية أو التطبيقات التي تتطلب تعديل وتغيير أرضيات المنصات بشكل متكرر. كما تحظى هذه المشايات بتقدير كبير من قِبل مشكلي ومصنعي الهياكل الحديدية، نظراً لثباتها البنيوي الاستثنائي الذي يجعلها مثالية لعمليات التشكيل، والقص، والتعديلات اللاحقة.



Hady Meiser press-welded grating panels are custom-manufactured to order. For gratings fabricated from high-quality mild steel, the twisted square cross bars are available in standard thicknesses of 5 mm and 6 mm.

يتم تصنيع ألواح مشايات "هادي مايزر" المصنعة باللحام بالكبس بناءً على طلب العميل ومواصفات المشروع. وفي حال تصنيع المشايات من الصلب الكربوني (Mild Steel)، يمكن توريد القضبان العارضة المجدولة بقطرين قياسيين هما ٥ مم و٦ مم.

PRODUCTS

2. PRESSLOCKED GRATING

Press-locked grating is currently the most widely utilized grating type across many European nations. Driven by a distinct manufacturing technology that sets it apart from press-welded grating, this method unlocks a broader product variety, enabling an almost limitless range of applications. Its structural design offers exceptional architectural and engineering flexibility, allowing for precise customization of mesh sizes, as well as the height and thickness of the bearing bars.



تُعد المشايات المضغوطة بالكبس (Press-Locked Grating) النوع الأكثر شيوعاً واستخداماً في العديد من الدول الأوروبية اليوم. وبفضل تقنية إنتاج متطورة تختلف جوهرياً عن تلك المستخدمة في المشايات اللحام، يتيح هذا النظام تنوعاً أكبر بكثير في المنتجات، مما يوفر خيارات لتطبيقات وتوظيفات غير محدودة. كما يمنح تصميمها مرونة استثنائية للمهندسين والمصممين في تحديد أبعاد عين المشاية (Mesh Size)، بالإضافة إلى التحكم الدقيق في ارتفاع وسماكة القضبان الحاملة.



In press-locked grating, the cross bars-typically made from cold-rolled flat steel—are hydraulically pressed into pre-punched slots within the bearing bars. The banding bars are designed using either T-shaped or flat steel profiles and are securely attached via a combination of manual and automated resistance welding. For environments requiring enhanced slip resistance, press-locked grating can be manufactured in an anti-skid configuration by incorporating precision notches on the upper surfaces of the bearing bars, cross bars, or both.



في المشايات المضغوطة بالكبس (Press-Locked Grating)، يتم كبس القضبان العارضة – والمصنوعة عادةً من الحديد المفوص المدرفل على البارد – هيدروليكياً داخل تجاويف مسبقة الثقب في القضبان الحاملة. ويتم تصميم خوص التأطير الخارجية (Banding Bars) على شكل قطاعات حرف T أو خوص مستوية، ثم تُثبّت عن طريق اللحام بالمقاومة الكهربائية يدوياً وآلياً. وفي المواقع التي تزداد فيها مخاطر الانزلاق، يمكن تصنيع المشايات بتصميم مانع للانزلاق (Anti–skid)، حيث يتم عمل تشريشات أو حزوز دقيقة على السطح العلوي للقضبان الحاملة و/أو العارضة.

PRODUCTS

3. CIRCULAR GRATING

Circular grating is engineered with a series of concentric circular rings, specifically designed to fit around circular sectors, structural columns, or pipe openings within industrial walkways and platforms.



تتكون المشايات الدائرية (Circular Grating) من مجموعة من الحلقات الدائرية متحدة المركز، ويتم استخدامها وتفصيلها خصيصاً لتلائم القطاعات الدائرية أو الفتحات الإنشائية الموجودة داخل ممرات المشاة والمنصات، مثل الفراغات المحيطة بالأعمدة أو الأنابيب.

PRODUCTS

4. CUT OUT GRATING

Cut-outs refer to specific areas removed from the grating panels or flooring to accommodate structural obstructions or to allow components such as columns, pipes, conduits, and machinery to pass through seamlessly.

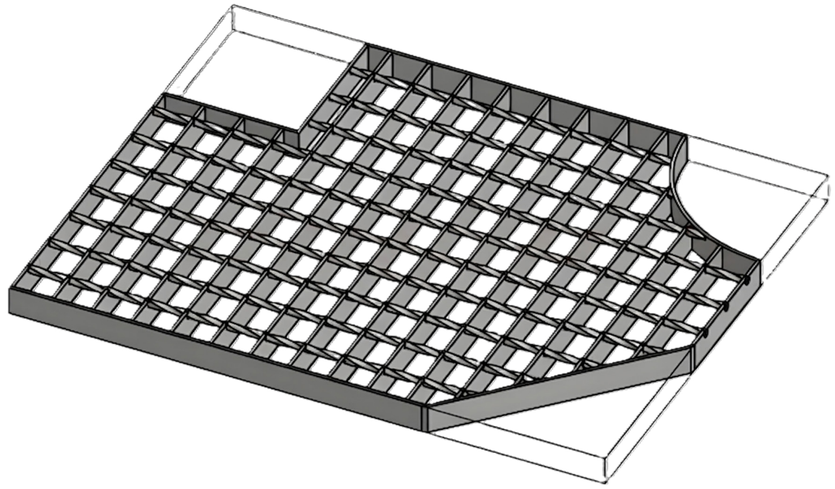

يُقصد بالتفريغات أو الفتحات (Cut-outs) الأجزاء التي يتم قصها وإزالتها من ألواح المشايات أو الأرضيات المعدنية لتفادي العوائق الإنشائية، أو لضمان مرور المكونات المختلفة عبرها بسلاسة، مثل الأعمدة، والأنابيب، والتمديدات، والقواعد الميكانيكية للمعدات.

If the total perimeter or linear length of the cut-out is less than 50 cm, it is classified as a “Small Cut-Out”.

إذا كان إجمالي محيط التقطيع أو الطول الخطي للتفريغ أقل من ٥٠ سم، فإنه يُصنف هندسياً كـ “تفريغ صغير” (Small Cut–Out).

If the total perimeter or linear length of the cut-out exceeds 50 cm, it is classified as a “Large Cut-Out”.

إذا تجاوز إجمالي محيط التقطيع أو الطول الخطي للتفريغ ٥٠ سم، فإنه يُصنف هندسياً كـ ”تفريغ كبير“ (Large Cut–Out).

PRODUCTS

5. CHECKERED PLATE GRATING

This innovative solution seamlessly combines the unique advantages of a chequered plate with the structural benefits of steel grating. By supplementing the solid, closed surface of a chequered plate with the high stability and rigid framework of a grating, an exceptionally durable product is created—ideal for heavy-duty, drivable surfaces. Furthermore, the load-bearing capacity of this chequered plate grating can be individually customized and optimized to meet the precise engineering requirements of any construction project.

يجمع هذا الحل المبتكر بين المزايا الفريدة للصاج المنقوش (البقلاوة) والخصائص الهيكلية للمشايات المعدنية؛ حيث يتم تعزيز السطح المصمت والمغلق للصاج البقلاوة بالثبات الفائق والمتانة العالية للمشايات، مما ينتج عنصراً شديد التحمل ومثالياً لتطبيقات أرضيات ممرات حركية المركبات (Drivable Surfaces). علاوة على ذلك، يمكن تطويع وتحسين قدرة تحمل الأحمال لهذا المنتج الهجين بشكل مستقل، لتلبي بدقة المتطلبات الهندسية والإنشائية لكل مشروع.

In addition, our in-house structural engineers are fully equipped to conduct specialized impact testing on products tailored to your precise project specifications, providing complete, comprehensive technical documentation. This advanced testing and verification service also covers our specialized fixing and fastening systems, ensuring they are perfectly optimized for their respective applications.



بالإضافة إلى ذلك، يسعدنا اختبار المنتجات المصممة خصيصاً لتلبية احتياجات مشاريعكم، وذلك بإجراء اختبارات صدمات (Impact Tests) متخصصة تحت إشراف مهندسينا الإنشائيين الداخليين، مع إعداد وتوفير كافة الوثائق والتقارير الفنية المعتمدة الخاصة بها. ويمتد هذا الإجراء أيضاً ليشمل أنظمة التثبيت (Fixing Systems) التي نوفرها لضمان ملاءمتها وأمانها التام مع تطبيقاتها المختلفة.

PRODUCTS

6. KICKPLATE WITH GRATING

A raised surround plate, universally known as a toe plate or kick plate, is welded directly to the grating panel to enhance pedestrian safety and prevent tools or feet from slipping over the edge. This protective barrier is strictly required by safety standards whenever the clear gap between the grating edge and any adjacent structural component exceeds 30 mm.

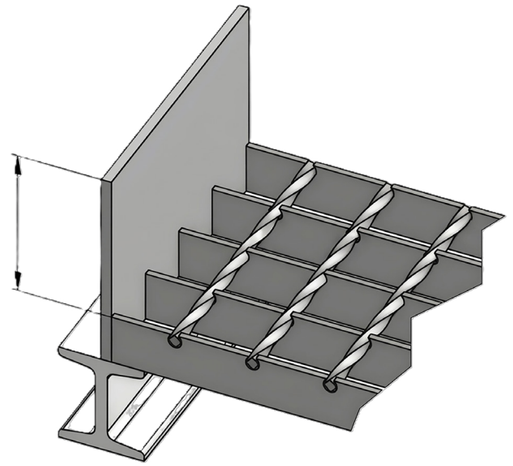



يتم لحام حاجز القدم المحيط (Toe Plate / Kick Plate) مباشرة على ألواح المشايات، حيث يعمل على تعزيز سلامة المشاة ومنع انزلاق الأقدام أو سقوط الأدوات والمعدات من حواف المشايات. ويُعد تركيب هذا الحاجز إلزامياً ومطلوباً هندسياً وفقاً لمعايير السلامة إذا تجاوزت المسافة البينية (الخلوص) بين حافة المشاية والمكون الإنشائي المجاور لها ٣٠ مم.

PRODUCTS

7. SHELF GRATING (WAREHOUSE SHELVES)

Hady Meiser shelf grating delivers critical advantages for logistics and warehousing systems over alternative shelving decks. Beyond their exceptional durability, these gratings offer high permeability to both light and water—a vital, safety-compliant feature for facilities equipped with overhead fire sprinkler systems. Furthermore, the high level of transparency maximizes ambient light penetration to ensure optimal brightness throughout the warehouse, while simultaneously allowing for clear, efficient inventory identification from the floor below.



توفر مشايات الأرفف من "هادي مايزر" مزايا استراتيجية حاسمة لأنظمة اللوجستيات ومستودعات التخزين مقارنة بأغطية الأرفف التقليدية الأخرى. فإلى جانب متانتها العالية، تتميز هذه المشايات بنفاذيتها العالية للضوء والماء، وهي ميزة أمان جوهرية لتفعيل كفاءة أنظمة إطفاء الحريق (المرشات المائية تلقائية العمل). كما تضمن الشفافية العالية للمشايات تدفق كميات وفيرة من الإضاءة لرفع مستويات الرؤية والسطوع داخل السير اللوجستي، فضلاً عن تمكين العاملين من رؤية وتحديد المواد المخزنة على الأرفف بكل سهولة من الأسفل.

PRODUCTS

8. STAIR TREADS

Hady Meiser stair treads are engineered with integrated anti-slip nosing angles and are fully customizable in size to meet specific project requirements. Manufactured from high-grade metal strips and twisted square wires, the components are precision-cut to the required dimensions prior to the assembly process. They are then molecularly fused into a single, monolithic unit using automated resistance welding under an immense hydraulic pressure of up to 1000 kN and high-capacity electrical power. The deep penetration of the twisted cross bars into the pre-slotted bearing bars creates an exceptionally rigid and high-strength cohesive structure.



يتم تصنيع درجات السلالم من "هادي مايزر" بمقاسات متنوعة تلبّي طلبات العملاء بالكامل، وتأتي مدعمة بزوايا أنف مانعة للانزلاق (Anti-slip Nosing Angles). تُنتج هذه الدرجات من خوص معدنية وأسلاك مربعة مجدولة، حيث يتم قصها بدقة وفقاً للأبعاد المطلوبة قبل البدء في عملية التجميع، ليتم بعد ذلك دمجها معاً في وحدة واحدة متكاملة تحت ضغط هيدروليكي هائل يصل إلى ١٠٠٠ كيلو نيوتن (kN) وبقدرة كهربائية عالية عبر ماكينات اللحام الآلي بالمقاومة. ونتيجة لتداخل القضبان العارضة المجدولة بعمق مع الخوص الحاملة، يتم الحصول على بنية هيكلية شديدة التماسك وعالية المتانة.

PRODUCTS

9. STAIR SPIRAL STAIRCASE

Spiral staircase treads are engineered with integrated anti-slip nosing angles and are available in various radial and custom dimensions according to the customer's request. Hady Meiser's spiral stair treads are manufactured from premium metal strips and twisted square cross bars, which are precision-cut to the specific tapered profile before assembly. They are then fully unified into a single structural unit through automated resistance welding under an immense hydraulic pressure of up to 1000 kN and high-capacity electrical power. The deep interlocking of the twisted cross bars with the punched bearing bars ensures an exceptionally rigid, cohesive, and high-strength structure.

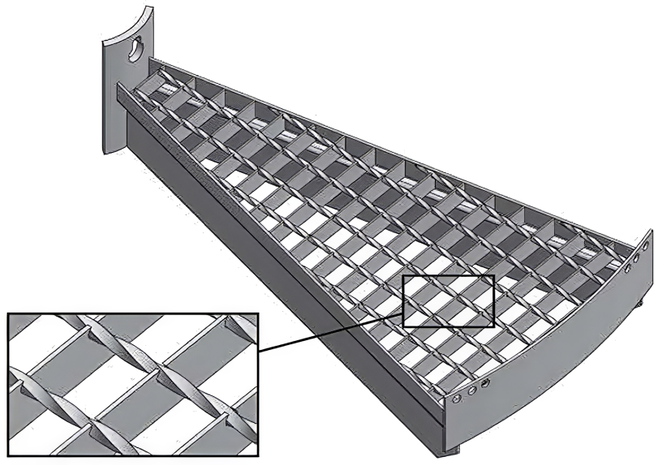

يتم تصنيع درجات السلالم الحلزونية (Spiral Staircase Treads) بمقاسات وزوايا نصف قطرية متنوعة تلبي طلبات العملاء ومخططاتهم الهندسية، وتأتي مدعمة بزوايا أنف مانعة للانزلاق (Anti-slip Nosing Angles). تُنتج هذه الدرجات من خوص معدنية وقضبان عارضة مجدولة، حيث يتم قصها وتشكيلها بدقة وفقاً للأبعاد الانسيابية المطلوبة قبل البدء في عملية التجميع، ليتم بعد ذلك دمجها معاً في وحدة واحدة متكاملة ومتماسكة تحت ضغط هيدروليكي هائل يصل إلى ١٠٠٠ كيلو نيوتن (kN) وبقدرة كهربائية عالية عبر ماكينات اللحام الآلي بالمقاومة. ونتيجة للتداخل العميق بين القضبان العارضة والخوص الحاملة، يتم الحصول على بنية هيكلية شديدة التماسك وعالية المتانة والأمان.

PRODUCTS

10. THE STAIRCASE STRAIGHT

The straight staircase generally has one straight flight of stairs, or sometimes two separated by a landing part way up. The straight staircase enables the user to continue going in the same direction between two consecutive floors.



يتكون السلم المستقيم (Straight Staircase) عادةً من قلبة درج واحدة مستمرة، أو من قلبتين يفصل بينهما بسطة تجميع (Landing) في منتصف الارتفاع. ويُتيح هذا التصميم الإنشائي للمستخدمين الانتقال ومواصلة الحركة في نفس الاتجاه المباشر بين الطوابق المتتالية.

PRODUCTS

11. SPIRAL STAIRCASES

Spiral staircases feature a compact, circular configuration centered around a single structural column, delivering significant space-saving advantages in industrial facilities. This engineering design facilitates a seamless transition between consecutive floor levels through a continuous rotational path, making it an ideal solution for confined areas or environments requiring precise, space-efficient vertical access on industrial platforms.



تتميز السلالم الحلزونية (Spiral Staircases) بتصميم دائرى مدمج يلتف حول عمود مركزي هيكلي، مما يمنحها ميزة استثنائية في توفير المساحات داخل المنشآت والمصانع. ويُتيح هذا التصميم الهندسي انتقالاً انسيابياً بين الطوابق المتتالية عبر مسار حركي دوراني مستمر، مما يجعلها الحل المثالي للمساحات الضيقة أو المواقع التي تتطلب وصولاً رأسياً دقيقاً وموفراً للمساحة فوق المنصات الصناعية.

PRODUCTS

12. STANDERD CLAMP FASTENER (CLIPS)

- Clamp upper part
- Clamp lower Part
- Hexagon Screw M8
- Square nut

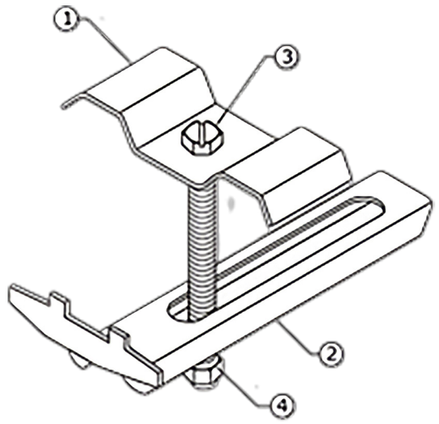





١٢- كلبس لتثبيت المشايات

- الجزء العلوي للكلبس
- الجزء السفلي للكلبس
- مسمار مسدس ٨٠ × ٨ مم بالصامولة
- صامولة مربعة

PRODUCTS

13. DOUBLE CLAMP FASTENER (CLIPS)

To avoid trip-up edges with the grating projections

- Two clip or disc upper parts
- One clamp lower part
- Two hexagon screws M8
- Two square nuts 8 mm

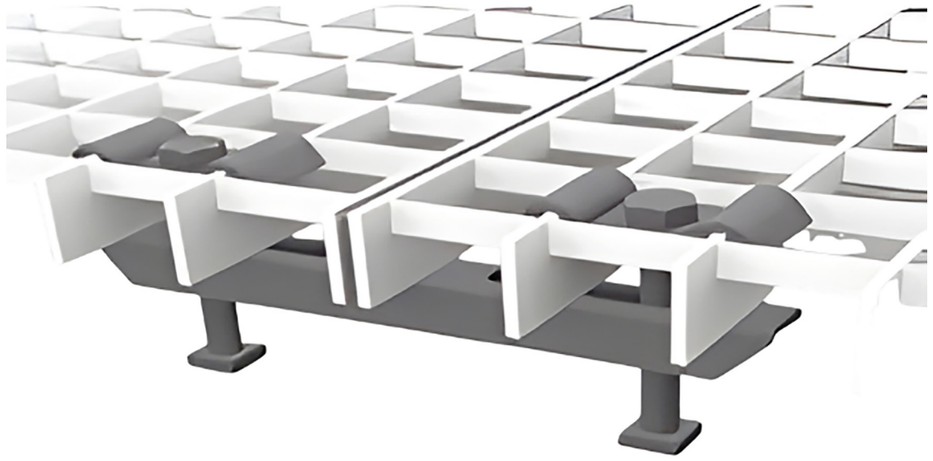



١٣- كلبسات التثبيت المزدوجة (دوبل) بطول ١٦ سم

- قطعتان علويتان عصفورة
- جزء سفلى واحد للكلبس
- مسماران سداسيا الرأس ٨٠ × ٨ مم
- صامولتان مربعتان ٨ مم

VARIOUS APPLICATIONS AND PROJECTS OF STEEL GRATING

Ghabbour Auto - GB Auto ACE
مجموعة غبور أوتو جي بي أوتو (إيه سي إي)



Bahr Al-Baqar Water Treatment Plant
محطة معالجة مياه بحر البقر



Egyptian Black Sand Company (EBSC)
الشركة المصرية للرمال السوداء



Nasr Company for Intermediate Chemicals
شركة النصر للكيماويات الوسيطة



Sidi krir Electric Power Plant
محطة سيدي كرير لتوليد الكهرباء



Egyptian Petrochemicals Holding Company
الشركة المصرية القابضة للبتروكيماويات



Nitrogenous Fertilizer Project
مشروع الأسمدة النيتروجينية



Sonker Bunkering Company
شركة سونكر لتموين السفن



Assiut Cement Company (ACC)
شركة أسيوط للأسمنت



Egyptian Museum
المتحف المصري



Suez oil processing company
شركة السويس لتصنيع البترول



Cement Lafarge
لافارج للأسمنت



TABLES

LOADING TABLE FOR PRESS WELDED GRATING

Welding: Electro Fused | **Production: Press Welded**

MESH mm	Bearing Bar mm	CUD (KG/M2) f.d (mm) f.c (mm)	Weight Kg/m2 30×38MM	Weight Kg/m2 30×50MM	Weight Kg/m2 30×63.5MM	Weight Kg/m2 30×76MM	Weight Kg/m2 30×100MM	NET SPAN BETWEEN SUPPORTS MM 300	400	500	600	700	800	900	1000	1100	1200	1300	1400	1500
30×38 MM	25×2.5	CUD			21.90		19.70	1174	880	704	587	503	440	392	352	320	294	271	252	235
		F.D			1		1	1	1	1	1	1	1	1	1	1	1	1	1	1
30×50 MM	30×2.5	CUD			25.40		32.20	1686	1264	1012	843	723	632	562	506	460	422	389	362	338
		F.D			1		1	1	1	1	1	1	1	1	1	1	1	1	1	1
30×63.5 MM	35×2.5	CUD			29.60		27.40	2294	1720	1376	1147	983	860	765	688	626	574	530	492	459
		F.D			1		1	1	1	1	1	1	1	1	1	1	1	1	1	1
30×76 MM	40×2.5	CUD			33.90		31.70	2998	2248	1799	1499	1285	1124	1000	900	818	750	692	643	600
		F.D			1		1	1	1	1	1	1	1	1	1	1	1	1	1	1
30×100 MM	25×3	CUD			25.40		23.20	1408	1056	845	704	604	528	470	423	384	352	325	302	282
		F.D			1		1	1	1	1	1	1	1	1	1	1	1	1	1	1
	30×3	CUD			29.60		27.40	2527	1895	1516	1264	1083	948	843	758	690	632	584	542	506
		F.D			1		1	1	1	1	1	1	1	1	1	1	1	1	1	1
	32×3	CUD			31.60		29.40	2880	2160	1728	1440	1235	1080	960	864	786	720	665	618	576
		F.D			1		1	1	1	1	1	1	1	1	1	1	1	1	1	1
	35×3	CUD			34.50		32.30	3440	2580	2064	1720	1475	1290	1147	1032	939	860	794	738	688
		F.D			1		1	1	1	1	1	1	1	1	1	1	1	1	1	1
	38×3	CUD			37.50		35.30	4054	3040	2432	2027	1738	1520	1352	1216	1106	1014	936	869	811
		F.D			1		1	1	1	1	1	1	1	1	1	1	1	1	1	1
	40×3	CUD			39.50		37.30	4494	3370	2696	2247	1926	1685	1498	1348	1226	1124	1037	963	899
		F.D			1		1	1	1	1	1	1	1	1	1	1	1	1	1	1
	45×3	CUD			44.40		42.20	5687	4265	3412	2844	2438	2133	1896	1706	1551	1422	1313	1219	1138
		F.D			1		1	1	1	1	1	1	1	1	1	1	1	1	1	1
	50×3	CUD			49.40		47.20	7020	5265	4212	3510	3009	2633	2340	2106	1915	1755	1620	1505	1404
		F.D			1		1	1	1	1	1	1	1	1	1	1	1	1	1	1
	25×4	CUD			32.40		30.20	2340	1755	1404	1170	1003	878	780	702	639	585	540	502	468
		F.D			1		1	1	1	1	1	2	2	3	3	4	4	5	5	6
	30×4	CUD			38.90		36.70	3374	2530	2024	1687	1446	1265	1125	1012	920	844	779	723	675
		F.D			1		1	1	1	1	1	2	2	2	3	3	3	4	5	5
	32×4	CUD			41.50		39.30	3834	2875	2300	1917	1643	1438	1278	1150	1046	959	885	822	767
		F.D			1		1	1	1	1	1	1	2	2	2	3	3	4	4	5
	35×4	CUD			45.40		43.20	4587	3440	2752	2294	1966	1720	1529	1376	1251	1147	1059	983	918
		F.D			1		1	1	1	1	1	1	2	2	2	3	3	4	4	4
	38×4	CUD			49.30		47.10	5407	4055	3244	2704	2318	2028	1803	1622	1475	1352	1248	1159	1082
		F.D			1		1	1	1	1	1	1	2	2	2	2	3	3	4	4
	40×4	CUD			51.90		49.70	5987	4490	3592	2994	2566	2245	1996	1796	1633	1497	1382	1283	1198
		F.D			1		1	1	1	1	1	1	2	2	2	2	3	4	4	4
	45×4	CUD			58.40		56.20	7580	5685	4548	3790	3249	2843	2527	2274	2068	1895	1750	1625	1516
		F.D			1		1	1	1	1	1	1	1	2	2	2	2	3	4	4
	50×4	CUD			64.90		62.70	9360	7020	5616	4680	4012	3510	3120	2808	2553	2340	2160	2006	1872
		F.D			1		1	1	1	1	1	1	1	2	2	2	2	3	3	3
	25×5	CUD			39.40		37.20	2927	2195	1756	1464	1255	1098	976	878	799	732	676	628	586
		F.D			1		1	1	1	1	1	2	2	3	4	4	4	5	5	6
	30×5	CUD			47.30		45.10	4214	3160	2528	2107	1806	1580	1405	1264	1150	1054	973	903	843
		F.D			1		1	1	1	1	1	2	2	2	3	3	4	4	5	6
	32×5	CUD			50.40		48.20	4794	3595	2876	2397	2055	1798	1598	1438	1308	1199	1107	1028	959
		F.D			1		1	1	1	1	1	2	2	2	3	3	4	4	5	6
	35×5	CUD			55		52.80	5734	4300	3440	2867	2458	2150	1912	1720	1564	1434	1324	1229	1147
		F.D			1		1	1	1	1	1	2	2	2	2	3	3	4	4	4
	38×5	CUD			59.70		57.50	6760	5070	4056	3380	2898	2535	2254	2028	1844	1690	1560	1449	1352
		F.D			1		1	1	1	1	1	1	2	2	2	2	3	3	4	4
	40×5	CUD			62.80		60.60	7487	5615	4492	3744	3209	2808	2496	2246	2042	1872	1728	1605	1498
		F.D			1		1	1	1	1	1	1	2	2	2	2	3	3	4	4
	45×5	CUD			70.70		68.50	9474	7105	5684	4737	4060	3553	3158	2842	2584	2369	2187	2030	1895
		F.D			1		1	1	1	1	1	1	2	2	2	2	2	3	3	4
	50×5	CUD			78.50		76.30	11694	8770	7016	5847	5012	4385	3898	3508	3190	2924	2699	2506	2339
		F.D			1		1	1	1	1	1	1	1	2	2	2	2	3	3	3

TABLES

LOADING TABLE FOR PRESS WELDED GRATING

Welding: Electro Fused | **Production: Press Welded**

MESH mm	Bearing Bar mm	CUD (KG/M2) f.d (mm) f.c (mm)	Weight Kg/m2 34×38MM	Weight Kg/m2 34×50MM	Weight Kg/m2 34×63.5MM	Weight Kg/m2 34×76MM	Weight Kg/m2 34×100MM	NET SPAN BETWEEN SUPPORTS MM 300	400	500	600	700	800	900	1000	1100	1200	1300	1400	1500
34×38 MM	30×2.5	CUD			23		21	1854	1390	1112	927	795	695	618	556	506	464	428	398	371
		F.D			1		1	1	1	1	1	2	2	2	3	3	4	5	5	6
34×50 MM	40×2.5	CUD			30.70		28.50	3294	2470	1976	1647	1412	1235	1098	988	899	824	760	706	659
		F.D			1		1	1	1	1	1	1	1	2	2	3	3	4	4	4
34×63.5 MM	25×3	CUD			23		21	1547	1160	928	774	663	580	516	464	422	387	357	332	310
		F.D			1		1	1	1	1	1	1	2	3	4	4	4	5	5	6
34×76 MM	30×3	CUD			26.72		24.52	2220	1665	1332	1110	952	833	740	666	606	555	513	476	444
		F.D			1		1	1	1	1	1	1	2	2	3	3	4	4	5	5
34×100 MM	32×3	CUD			28.50		26.30	2527	1895	1516	1264	1083	948	843	758	690	632	584	542	506
		F.D			1		1	1	1	1	1	1	2	2	2	3	3	4	4	5
	35×3	CUD			31.20		29	3027	2270	1816	1514	1298	1135	1009	908	826	757	699	649	606
		F.D			1		1	1	1	1	1	1	2	2	2	3	3	4	4	4
	38×3	CUD			33.85		31.65	3567	2675	2140	1784	1529	1338	1189	1070	973	892	824	765	714
		F.D			1		1	1	1	1	1	1	2	2	2	3	3	4	4	4
	40×3	CUD			35.60		33.40	3947	2960	2368	1974	1692	1480	1316	1184	1077	987	911	846	790
		F.D			1		1	1	1	1	1	1	1	2	2	2	3	4	4	5
	45×3	CUD			40		47.50	5000	3750	3000	2500	2143	1875	1667	1500	1364	1250	1154	1072	1000
		F.D			1		1	1	1	1	1	1	1	2	2	2	2	3	3	4
	50×3	CUD			44.50		42.30	6167	4625	3700	3084	2643	2313	2056	1850	1682	1542	1424	1322	1234
		F.D			1		1	1	1	1	1	1	1	2	2	2	2	3	3	3
	25×4	CUD			29.20		27	2060	1545	1236	1030	883	773	687	618	562	515	476	442	412
		F.D			1		1	1	1	1	1	2	2	3	3	4	4	5	5	6
	30×4	CUD			35		33	2960	2220	1776	1480	1269	1110	987	888	808	740	684	635	592
		F.D			1		1	1	1	1	1	2	2	2	3	3	4	5	5	5
	32×4	CUD			37.40		35.20	3374	2530	2024	1687	1446	1265	1125	1012	920	844	779	723	675
		F.D			1		1	1	1	1	1	2	2	2	3	3	4	4	5	5
	35×4	CUD			40.90		38.70	4034	3025	2420	2017	1729	1513	1345	1210	1100	1009	931	865	807
		F.D			1		1	1	1	1	1	1	2	2	3	3	3	4	4	4
	38×4	CUD			44.40		42.20	4754	3565	2852	2377	2038	1783	1585	1426	1297	1189	1097	1019	951
		F.D			1		1	1	1	1	1	1	2	2	2	3	3	4	4	4
	40×4	CUD			46.72		44.52	5267	3950	3160	2634	2258	1975	1756	1580	1437	1317	1216	1129	1054
		F.D			1		1	1	1	1	1	1	2	2	2	2	3	3	4	4
	45×4	CUD			52.56		50.60	6660	4995	3996	3330	2855	2498	2220	1998	1817	1665	1537	1428	1332
		F.D			1		1	1	1	1	1	1	2	2	2	2	2	3	3	4
	50×4	CUD			58.40		56.20	8227	6170	4936	4114	3526	3085	2743	2468	2244	2057	1899	1763	1646
		F.D			1		1	1	1	1	1	1	1	2	2	2	2	3	3	3
	30×5	CUD			41.60		39.40	3700	2775	2220	1850	1586	1388	1234	1110	1010	925	854	793	740
		F.D			1		1	1	1	1	1	2	2	2	3	3	3	4	5	5
	32×5	CUD			44.40		42.20	4214	3160	2528	2107	1806	1580	1405	1264	1150	1054	973	903	843
		F.D			1		1	1	1	1	1	2	2	2	3	3	3	4	4	5
	35×5	CUD			48.50		46.30	5040	3780	3024	2520	2160	1890	1680	1512	1375	1260	1164	1080	1008
		F.D			1		1	1	1	1	1	1	2	2	2	3	3	3	4	4
	38×5	CUD			52.70		50.50	5940	4455	3564	2970	2546	2228	1980	1782	1620	1485	1371	1273	1188
		F.D			1		1	1	1	1	1	1	2	2	2	2	3	3	4	4
	40×5	CUD			55.50		53.30	6580	4935	3948	3290	2820	2468	2194	1974	1795	1645	1519	1410	1316
		F.D			1		1	1	1	1	1	1	2	2	2	2	3	3	4	4
	45×5	CUD			62.40		60.20	8327	6245	4996	4164	3569	3123	2776	2498	2271	2082	1922	1785	1666
		F.D			1		1	1	1	1	1	1	2	2	2	2	2	3	3	4
	50×5	CUD			69.50		67.30	10280	7710	6168	5140	4406	3855	3427	3084	2804	2570	2373	2203	2056
		F.D			1		1	1	1	1	1	1	1	2	2	2	2	3	3	3

TABLES

LOADING TABLE FOR PRESS WELDED GRATING

Welding: Electro Fused | **Production: Press Welded**

MESH mm	Bearing Bar mm	CUD (KG/M2) f.d (mm) f.c (mm)	Weight Kg/m2 40×38MM 40×50MM 40×63.5MM	40×76MM	40×100MM	NET SPAN BETWEEN SUPPORTS MM 300	400	500	600	700	800	900	1000	1100	1200	1300	1400	1500
40×38 MM	30×2.5	CUD	20.60	18.40	16.00	1200	960	800	686	600	534	480	437	400	370	343	320
40×50 MM		F.D				1	1	1	1	1	1	1	1	1	1	1	1
40×63.5 MM	40×2.5	CUD	27.50	25.30	22.80	2840	2130	1704	1420	1218	1065	947	852	775	710	656	609	568
40×76 MM		F.D				1	1	1	1	1	1	2	2	2	3	3	4	4
40×100 MM	25×3	CUD	20.60	18.40	16.00	1334	1000	800	667	572	500	445	400	364	334	308	286	267
		F.D				1	1	1	1	1	2	3	4	4	5	5	6	
	30×3	CUD	23.84	21.70	19.14	1914	1435	1148	957	820	718	638	574	522	479	442	410	383
		F.D				1	1	1	1	2	2	2	3	3	3	4	5	5
	32×3	CUD	25.40	23.20	20.40	2180	1635	1308	1090	935	818	727	654	595	545	504	468	436
		F.D				1	1	1	1	1	2	2	2	3	3	4	4	5
	35×3	CUD	27.80	25.80	23.20	2607	1955	1564	1304	1118	978	869	782	711	652	602	559	522
		F.D				1	1	1	1	1	2	2	2	3	3	3	4	4
	38×3	CUD	30.20	28	25.40	3074	2305	1844	1537	1318	1153	1025	922	839	769	710	659	615
		F.D				1	1	1	1	1	2	2	2	2	3	3	4	4
	40×3	CUD	31.80	29.60	26.60	3407	2555	2044	1704	1460	1278	1136	1022	930	852	787	730	682
		F.D				1	1	1	1	1	1	2	2	2	3	3	4	4
	45×3	CUD	35.80	33.60	30.00	4307	3230	2584	2154	1846	1615	1436	1292	1175	1077	994	923	862
		F.D				1	1	1	1	1	1	2	2	2	2	3	3	4
	50×3	CUD	39.70	37.50	33.60	5320	3990	3192	2660	2280	1995	1774	1596	1451	1330	1228	1140	1064
		F.D				1	1	1	1	1	1	2	2	2	2	3	3	3
	25×4	CUD	26	24	21.60	1774	1330	1064	887	760	665	592	532	484	444	410	380	355
		F.D				1	1	1	1	2	2	3	3	4	4	5	5	6
	30×4	CUD	31.20	29	25.80	2554	1915	1532	1277	1095	958	852	766	697	639	590	548	
		F.D				1	1	1	1	2	2	2	3	3	3	4	5	
	32×4	CUD	33.30	31.20	27.80	2907	2180	1744	1454	1246	1090	969	872	793	727	671	623	582
		F.D				1	1	1	1	1	2	2	2	3	3	4	4	5
	38×5	CUD	46.60	44.40	40.70	5120	3840	3072	2560	2195	1920	1707	1536	1397	1280	1182	1098	1024
		F.D				1	1	1	1	1	1	2	2	3	3	3	4	4
	40×5	CUD	49	46.80	42.90	5674	4255	3404	2837	2432	2128	1892	1702	1548	1419	1310	1216	1135
		F.D				1	1	1	1	2	2	2	2	3	3	3	4	4
	45×5	CUD	55.20	53	48.60	7180	5385	4308	3590	3078	2693	2394	2154	1959	1795	1657	1539	1436
		F.D				1	1	1	1	1	1	2	2	2	2	3	3	4
	50×5	CUD	61.30	49.10	45.00	8860	6645	5316	4430	3798	3323	2954	2658	2417	2215	2045	1899	1772
		F.D				1	1	1	1	1	2	2	2	2	2	3	3	4

TABLES

LOADING TABLE FOR PRESS WELDED GRATING

Welding: Electro Fused | **Production: Press Welded**



MESH mm	Bearing Bar mm	CUD (KG/M2) f.d (mm) f.c (mm)	Weight Kg/m2 20×38MM 20×50MM 20×63.5MM	20×76MM	20×100MM	NET SPAN BETWEEN SUPPORTS MM 300	400	500	600	700	800	900	1000	1100	1200	1300	1400	1500
20×38 MM	30×2.5	CUD	35.60	33.40	31.00	3194	2395	1916	1597	1369	1198	1065	958	871	799	737	685	639
20×50 MM		F.D				1	1	1	1	1	1	2	3	3	3	4	5	5
20×63.5 MM	25×3	CUD	35.60	33.40	31.00	2660	1995	1596	1330	1140	998	887	798	726	665	614	570	532
20×76 MM		F.D				1	1	1	1	2	2	3	3	4	4	5	5	6
20×100 MM	30×3	CUD	41.80	39.60	36.80	3827	2870	2296	1914	1640	1435	1276	1148	1044	957	884	820	766
		F.D				1	1	1	1	2	2	2	3	3	3	4	5	5
	32×3	CUD	44.40	42.10	39.00	4360	3270	2616	2180	1869	1635	1454	1308	1190	1090	1007	935	872
		F.D				1	1	1	1	1	2	2	2	3	3	4	4	5
	35×3	CUD	48.50	46.40	43.00	5214	3910	3128	2607	2235	1955	1738	1564	1422	1304	1204	1118	1043
		F.D				1	1	1	1	1	2	2	2	3	3	3	4	4

TABLES

LOADING TABLE FOR PRESS WELDED GRATING

Production: Press Welded

Welding: Electro Fused

MESH mm	Bearing Bar mm	CUD (KG/M2) f.d (mm) f.c (mm)	Weight Kg/m2		NET SPAN BETWEEN SUPPORTS MM										
			60×38MM 60×50MM 60×63.5MM	60×76MM 60×100MM	300	400	500	600	700	800	900	1000	1100	1200	1300
60×38MM 60×50MM 60×63.5MM 60×76MM 60×100MM	35×4	CUD	23.50	21.30	2367	1775	1420	1184	1015	888	789	710	646	592	547
		F.D			1	1	1	1	1	2	2	2	3	3	4
	38×4	CUD	25.50	23.20	2787	2090	1672	1394	1195	1045	929	836	760	697	644
		F.D			1	1	1	1	1	2	2	2	2	3	3
	40×4	CUD	26.90	24.70	3087	2315	1852	1544	1323	1158	1029	926	842	772	713
		F.D			1	1	1	1	1	1	2	2	2	3	3
	45×4	CUD	30.20	28	3907	2930	2344	1954	1675	1465	1303	1172	1066	977	902
		F.D			1	1	1	1	1	1	2	2	2	2	3
	50×4	CUD	33.50	31.30	4820	3615	2892	2410	2066	1808	1607	1446	1315	1205	1113
		F.D			1	1	1	1	1	1	2	2	2	2	3
	35×5	CUD	28.20	26	2954	2215	1772	1477	1266	1108	985	886	806	739	682
		F.D			1	1	1	1	1	2	2	2	3	3	3
	38×5	CUD	30.60	28.40	3480	2610	2088	1740	1492	1305	1160	1044	950	870	804
		F.D			1	1	1	1	1	2	2	2	2	3	3
	40×5	CUD	32.30	30.10	3860	2895	2316	1930	1655	1448	1287	1158	1053	965	891
		F.D			1	1	1	1	1	1	2	2	2	3	3
	45×5	CUD	36.30	34.10	4880	3660	2928	2440	2092	1830	1627	1464	1331	1220	1127
		F.D			1	1	1	1	1	1	2	2	2	2	3
	50×5	CUD	40.30	38.10	6027	4520	3616	3014	2583	2260	2009	1808	1644	1507	1391
		F.D			1	1	1	1	1	1	2	2	2	2	3



HADY MEISER

TABLES

LOADING TABLE FOR PRESS WELDED GRATING

Production: Press Welded

Welding: Electro Fused

MESH mm	Bearing Bar mm	CUD (KG/M2) f.d (mm) f.c (mm)	Weight Kg/m2		NET SPAN BETWEEN SUPPORTS MM											
			45×38MM 45×50MM 45×63.5MM	45×76MM 45×100MM	300	400	500	600	700	800	900	1000	1100	1200	1300	1400	1500
45×38 MM 45×50 MM 45×63.5 MM 45×76 MM 45×100 MM	30×2.5	CUD	18.20	16.20	1407	1055	844	704	603	528	469	422	384	352	325	302	282
		F.D			1	1	1	1	2	2	2	3	3	3	4	5	5
	40×2.5	CUD	24.30	22.10	2500	1875	1500	1250	1072	938	834	750	652	625	577	536	500
		F.D			1	1	1	1	1	1	2	2	2	3	3	4	4
	25×3	CUD	18.20	16.20	1174	880	704	587	503	440	392	352	320	294	271	252	235
		F.D			1	1	1	1	2	2	3	3	4	4	5	5	6
	30×3	CUD	21	19	1687	1265	1012	844	723	633	563	506	460	422	390	362	338
		F.D			1	1	1	1	2	2	2	3	3	3	4	5	5
	35×3	CUD	24.50	22.30	2294	1720	1376	1147	983	860	765	688	626	574	530	492	459
		F.D			1	1	1	1	1	2	2	2	3	3	4	4	4
	40×3	CUD	28	26	2994	2245	1796	1497	1283	1123	998	898	817	749	691	642	599
		F.D			1	1	1	1	1	1	2	2	2	3	3	4	4
	45×3	CUD	31.40	29.20	3794	2845	2276	1897	1626	1423	1265	1138	1035	949	876	813	759
		F.D			1	1	1	1	1	1	2	2	2	2	3	3	4
	50×3	CUD	34.90	32.70	4680	3510	2808	2340	2006	1755	1560	1404	1277	1170	1080	1003	936
		F.D			1	1	1	1	1	1	2	2	2	2	3	3	3
	25×4	CUD	22.80	20.60	1560	1170	936	780	669	585	520	468	426	390	360	335	312
		F.D			1	1	1	1	2	2	3	3	4	4	5	5	6
	30×4	CUD	27.40	25.20	2247	1685	1348	1124	963	843	749	674	613	562	519	482	450
		F.D			1	1	1	1	2	2	2	3	3	3	4	5	5
	35×4	CUD	31.90	29.70	3060	2295	1836	1530	1312	1148	1020	918	835	765	707	656	612
		F.D			1	1	1	1	1	2	2	2	3	3	4	4	4
	40×4	CUD	36.50	34.30	3994	2995	2396	1997	1712	1498	1332	1198	1090	999	922	856	799
		F.D			1	1	1	1	1	1	2	2	2	3	3	4	4
	45×4	CUD	41	38.80	5054	3790	3032	2527	2166	1895	1685	1516	1379	1264	1167	1083	1011
		F.D			1	1	1	1	1	1	2	2	2	2	3	3	4
	50×4	CUD	45.60	43.40	6240	4680	3744	3120	2675	2340	2080	1872	1702	1560	1440	1338	1248
		F.D			1	1	1	1	1	1	2	2	2	2	3	3	3
	30×5	CUD	32	29.80	2807	2105	1684	1404	1203	1053	936	842	766	702	648	602	562
		F.D			1	1	1	1	2	2	2	3	3	3	4	5	5
	35×5	CUD	37.30	35.10	3820	2865	2292	1910	1638	1433	1274	1146	1042	955	882	819	764
		F.D			1	1	1	1	1	2	2	2	3	3	3	4	4
	40×5	CUD	42.70	40.50	4994	3745	2996	2497	2140	1873	1665	1498	1362	1249	1153	1070	999
		F.D			1	1	1	1	1	1	2	2	2	3	3	4	4
	45×5	CUD	48	45.80	6320	4740	3792	3160	2709	2370	2107	1896	1724	1580	1459	1355	1264
		F.D			1	1	1	1	1	1	2	2	2	2	3	3	4
	50×5	CUD	53.30	51.20	7800	5850	4680	3900	3343	2925	2600	2340	2128	1950	1800	1672	1560
		F.D			1	1	1	1	1	1	2	2	2	2	3	3	3

CERTIFICATE

ISO 9001:2015 Certificate

ABS GLOBAL

Certificate

ABS Global Certificate of Compliance

HADY MEISER EGYPT FOR STEEL GRATING

This certificate authoritatively certifies the implementation and continuous advancement of an effective management system, which adheres to the requirements of the below:

ISO 9001:2015

Quality Management System

Address: PLOT NO. 701 TO 710, AL-SHOROUK INDUSTRIAL ZONE, AL-KHANKA, QALYUBIA GOVERNORATE, EGYPT.

Scope: MANUFACTURING OF AUTOMATICALLY WELDED PLAIN AND SERRATED BAR GRATING, STAIR TREADS AND SLITTING COULS

Issue date: **Valid until:**

Initial issue date: **Expiry date:**

Registration No.: EGY197QMS

Salah Gomaa
Salah Gomaa
MANAGING DIRECTOR
+20233731792 -
+201026294642
info@absglobals.com
Building 145, Hadayeq
Alahram, Giza, Egypt

MEMBER OF MULTILATERAL RECOGNITION ARRANGEMENT IAF
EGAC Accredited QMS Certification CAB # 012412
Certified By ABS GLOBAL ISO 9001:2015

CERTIFICATE

ISO 45001:2018 Certificate

ABS GLOBAL

Certificate

ABS Global Certificate of Compliance

HADY MEISER EGYPT FOR STEEL GRATING

This certificate authoritatively certifies the implementation and continuous advancement of an effective management system, which adheres to the requirements of the below:

ISO 45001:2018

Occupational Health and Safety Management System

Address: PLOT NO. 701 TO 710, AL-SHOROUK INDUSTRIAL ZONE, AL-KHANKA, QALYUBIA GOVERNORATE, EGYPT.

Scope: MANUFACTURING OF AUTOMATICALLY WELDED PLAIN AND SERRATED BAR GRATING, STAIR TREADS AND SLITTING COULS

Issue date: **Valid until:**

Initial issue date: **Expiry date:**

Registration No.: EGY55OH&S

Salah Gomaa
Salah Gomaa
MANAGING DIRECTOR
+20233731792 -
+201026294642
info@absglobals.com
Building 145, Hadayeq
Alahram, Giza, Egypt

MEMBER OF MULTILATERAL RECOGNITION ARRANGEMENT IAF
EGAC Accredited OH&S Certification CAB # 012412
Certified By ABS GLOBAL ISO 45001:2018

CERTIFICATE

ISO 14001:2015 Certificate

ABS GLOBAL

Certificate

ABS Global Certificate of Compliance

HADY MEISER EGYPT FOR STEEL GRATING

This certificate authoritatively certifies the implementation and continuous advancement of an effective management system, which adheres to the requirements of the below:

ISO 14001:2015

Environmental Management System

Address: PLOT NO. 701 TO 710, AL-SHOROUK INDUSTRIAL ZONE, AL-KHANKA, QALYUBIA GOVERNORATE, EGYPT.

Scope: MANUFACTURING OF AUTOMATICALLY WELDED PLAIN AND SERRATED BAR GRATING, STAIR TREADS AND SLITTING COULS

Issue date: **Valid until:**

Initial issue date: **Expiry date:**

Registration No.: EGY55EMS

Salah Gomaa
MANAGING DIRECTOR
+20233731792 -
+201026294642
info@absglobals.com
Building 145, Hadayeq
Alahram, Giza, Egypt

MEMBER OF MULTILATERAL RECOGNITION ARRANGEMENT IAF

EGAC Accredited EMS Certification CAB # 012-412

Certified By ABS GLOBAL ISO 14001:2015

HadyMeiserEgypt
STEEL GRSTING S.A.E
HME
هادى مايزر مصر
لتصنيع المشايات المعدنية ش.م.م
مالتى مايزر سابقا
رقم التسجيل الضريبى ١٣٧ - ٠٦٠ - ٢٠٥ ملف ضريبى رقم ٠٠٠-٠٠٠-٢٧٠ - ٠٠٠٠٦ - ٥ سجل تجارى ٢٢١٨٥٢

Quality Control plan

QC EXAMINATION OPERATIONS FOR THE PRODUCTION AND THE GALVANIZATION

Firstly- the needed materials for the fabrication are checked before entry to the fabrication and make a check to know if it accepted or not accepted .After that the warehouseman makes a check model for that examination .

Secondly- the materials are sent away from the warehouse for the fabrication then the fabrication is divided into five parts as follows :-

1- the wire twisting stage : we make a check on the twisted bar thickness with the production order and if it is matching with it we stick a card on the production on the hand of twisting and the cutting dimensions according to inquired order

2- bearing bar cutting stage : after the review operation on the bearing bar thickness and height and its matching with the same order for the inquiry and if it accepted we put the card on the fabrications in terms of its thickness, height and its dimension

3- the wire welding with bearing bar stage : before this operation, the check is done on the welding in terms of its hand solidity , and after that the check is done on the grating dimension (length – width)after fabrication

4- the cutouts cutting stage : before this operation the quality checker make a check on the dimensions of whetting after cutting it on the machine regularly .

5- the hand welding stage : before this operation the gratings are welded in CO2 on the corners to make sure from frames solidity and the cutouts welding . and also after the check the welding cleanliness and the whetting of corners .After that we approved them to send them to the galvanization .

Thirdly : the galvanization check :-

It is done by the galvanization measuring by thickness measurement equipment. after that we make sure from products zinc coverage of galvanization completely (according to the galvanization specification). if the products are matching with the specifications, The products are bundled for every order and send them away to store area to prepare them for load

Fourth: the outer frame of the Gratings:-

The outer frame is welded with the Bearing bar by welding 1 point and leave 2 or 3 points because the outer frame is welded electro-fused And this welding(co2) is more than required

Hady Meiser Egypt

Head Office :
2 Asma Fahmy St., - Helioplis
Cairo - Egypt
Tel. : +202 -24175822
+202 -22903879
Factories and Sales :
El Shrouk industrial Zone,
Khanka, Kaliobia
Tel. : +202-44564091
Tel. : +202-44564092
Fax : +202-44564093
Mob : 01001726135

E-mail:Trabia_meiser@hadymeiser.com
E-mail:trabia.meiser@gmail.com
Web site:www.hadymeiser-egypt.com

الإدارة :
٢ش اسماء فهمى - هليوبليس - أمام كلية البنات
القاهرة - مصر
ت: ٢٢ ١٧٥٨ ٢٠٢+
+٢٠٢ ٢٢٩٠٣٨٧٩
المصانع والبيع :
منطقة الشروق الصناعية
الخانكة - قليوبية
ت: ٠٩١ ٤٤٥٦٤٠٩٢/ ٢٠٢
ت: ٠٩٢ ٤٤٥٦٤٠٩٢/ ٢٠٢
ف: ٠٩٣ ٤٤٥٦٤٠٩٣/ ٢٠٢
محمول: ١٢٥ ١٧٢٦١٢٥ ٠١٠٠+

UDC 62-783.4 : 614.8 : 621.311 : 621.771 : 622.66 DEUTSCHE NORM October 1991

Gratings
Dimensions and loadbearing capacity

DIN 24 537

Gitterroste; Maße, Bezeichnung, Belastung

Supersedes February 1980 edition.

In keeping with current practice in standards published by the International Organization for Standardization (ISO), a comma has been used throughout as the decimal marker.

Dimensions in mm

1 Scope and field of application

This standard specifies the dimensions and loadbearing capacity of gratings intended for use in industrial applications (such as steel works, mills, power plants, the chemical industry) and in mining.

2 Note regarding safety

Gratings in accordance with this standard shall not be square, since it would not be possible to positively identify the direction of loading. (This does not apply for gratings supported on all sides, such as landings).

3 Dimensions and designation

For general tolerances, the specifications given in *RAL-Vorschrift* (RAL Specification) RAL GZ 638 shall apply.

The semi-finished products used shall be subject to the relevant tolerances.

Type SP, gratings with bars fixed by welding

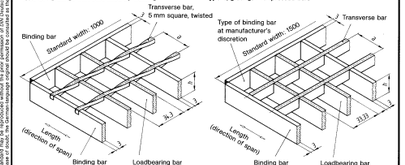

Type P, gratings with pressed bars

Designation of a type SP grating complying withs this standard, where h is equal to 40 mm, a is equal to 38,1 mm, with a length in the direction of span (*l*) of 800 mm and a width of 1000 mm:

Grating DIN 27 537 – SP 40 – 38,1 – T 800 × 1000

Where the same grating is designed to be non-slip (e. g. of grade R 11), the designation shall be amended to read:

Grating DIN 24 537 – SP 40 – 38,1 – T 800 × 1000 – R 11

Table 1: Dimensions and masses

h	Pitch of tranverse bars, a, for type SP	Pitch of tranverse bars, a, for type P	Approx. mass, in kg/m² SP	Approx. mass, in kg/m² P
30	38,1	33,33	29,5	30
40			37,5	38
30	50,8	–	28	–
40			36	–

Continued on pages 2 and 3.

© No part of this standard may be reproduced without the prior permission of DIN Deutsches Institut für Normung e.V., Berlin. Beuth Verlag GmbH, Berlin, has the exclusive right of sale for German Standards (DIN-Normen).

07.94 DIN 24 537 Engl. Price group 4 Sales No 0104

4 Material

Gratings shall be made from DIN EN 10 025 weldable steel, the steel grade being at the manufacturer's discretion.

5 Design

Gratings shall either be of type SP (with bars fixed by welding) or of type P (with pressed bars).

Where non-slip gratings are required, this shall be specified at the time of ordering, including grades R 10 to R 13 as defined in the *Merkblatt für Fußböden in Arbeitsräumen und Arbeitsbereichen mit erhöhter Rutschgefahr* (Instruction sheet for floors in work rooms and work areas where there is a high risk of slipping) (ZH 1/571).

Corrosion protection shall be provided by means of hot-dip galvanizing in accordance with DIN 50 976, other types of corrosion protection being subject to agreement.

6 Loadbearing capacity

The required loadbearing capacity of gratings shall be the subject of agreement at the time of ordering.

In the case of gratings made from grade Fe 360 B (previously, St 37-2) steel as specified in DIN EN 10 025, their loadbearing capacity, as a function of effective span (which corresponds to the length measured in a direction parallel to the loadbearing bars) shall be as given in table 2. The values have been based on a maximum tensile stress of 160 N/mm² and a maximum deflection, f, of 1/200 of the effective span, but at most 4 mm.

Table 2: Loadbearing capacity of gratings

Grating type	h	Pitch of bars		Loadbearing capacity and deflection for an effective span, in mm, of 600	800	1000	1200	1500
SP	30	34,3 × 38,1	F_k	46,6	26,2	12,7	6,1	–
			f_1	1,9	3,4	4,0	4,0	–
			F_p	4,6	3,2	2,2	–	–
			f_2	1,7	2,9	4,0	–	–
		34,3 × 50,8	F_k	44,2	24,9	12,0	5,8	–
			f_1	1,9	3,4	4,0	4,0	–
			F_p	4,3	3,0	2,1	–	–
			f_2	1,7	2,9	4,0	–	–
		34,3 × 38,1	F_k	82,8	46,6	29,8	14,5	5,9
			f_1	1,4	2,5	4,0	4,0	4,0
			F_p	8,0	5,7	4,4	3,0	1,5
			f_2	1,3	2,2	3,4	4,0	4,0
	40	34,3 × 50,8	F_k	78,7	44,3	28,3	13,8	5,3
			f_1	1,4	2,5	4,0	4,0	4,0
			F_p	7,6	5,4	4,2	2,8	–
			f_2	1,3	2,2	3,4	4,0	–
P	30	33,3 × 33,3	F_k	43,2	24,3	11,8	5,7	–
			f_1	1,9	3,4	4,0	4,0	–
			F_p	4,8	3,4	2,3	–	–
			f_2	1,7	3,0	4,0	–	–
	40	33,3 × 33,3	F_k	76,8	43,2	27,9	13,4	5,5
			f_1	1,4	2,5	4,0	4,0	4,0
			F_p	8,3	5,9	4,6	3,1	1,6
			f_2	1,3	2,2	3,4	4,0	4,0

Key to symbols:
F_k uniformly distributed load, in kN/m²
f_1 deflection, in mm, related to load F_k
F_p concentrated imposed load, in kN, which acts on the centre of an area measuring 200 mm × 200 mm
f_2 deflection, in mm, related to load F_p

Standards and other documents referred to

DIN 50 976	Corrosion protection by means of hot dip galvanizing; requirements and testing
DIN EN 10 025	Hot rolled unalloyed structural steel products; technical delivery conditions
RAL GZ 638	*Gütesicherung Gitterroste* (Quality assurance for gratings), issued by the *Ausschuß für Lieferbedingungen und Gütesicherung*, Bornheimer Straße 180, D-53119 Bonn
ZH 1/571	*Merkblatt für Fußböden in Arbeitsräumen und Arbeitsbereichen mit erhöhter Rutschgefahr*, issued by the *Hauptverband der gewerblichen Berufsgenossenschaften e. V.*

Other relevant standards

DIN 24 530	Design of steel stairs with open bar grating treads
DIN 24 531	Lattice treads for steel stairs
DIN 24 532	Fixed vertical steel ladders
DIN 24 533	Steel railings

Previous edition

DIN 24 537: 02.80.

Amendments

In comparison with the February 1980 edition, the following amendments have been made.

a) Nomenclature and symbols have been changed.
b) Bar spacing is no longer specified, it being required instead to specify the pitch of transverse bars in the designation.
c) Limit deviations have been changed.
d) Requirements have been specified for non-slip gratings for the first time.
e) Some of the values specified for load and deflection have been changed.
f) The standard has been editorially revised.

DEUTSCHE NORM April 2006

DIN 24531-1

ICS 97.145

Ersatz für DIN 24531:1991-10

Ez a másolat a Beuth Verlag GmbH Berlin hitelesítésével felhatalmazása alapján az MSZT-nél ideiglenes és megnyerjezik az eredetivel. Másolásra, forgalomba hozásra, értékesítésre illos és a jogkövetkezmények terhelő ingyenes.

Roste als Stufen –
Teil 1: Gitterroste aus metallischen Werkstoffen

Gratings used as stairtreads –
Part1: Metal gratings

Caillebotis utilisé en tant que marches –
Partie 1: Caillebotis métallique

Gesamtumfang 12 Seiten

Normenausschuss Maschinenbau (NAM) im DIN
Normenausschuss Bergbau (FABERG) im DIN
Normenausschuss Sicherheitstechnische Grundsätze (NASG) im DIN

© DIN Deutsches Institut für Normung e.V. Jede Art der Vervielfältigung, auch auszugsweise, nur mit Genehmigung des DIN Deutsches Institut für Normung e.V., Berlin, gestattet. Alleinvertrieb der Normen durch Beuth Verlag GmbH, 10772 Berlin

Preisgruppe 7
www.din.de
www.beuth.de
9671052

Normen-Download-Beuth-Magyar Szabványügyi Testület-Kódex-1480954-Okt-31723930901-2006-04-18 11:25

Maße in Millimeter

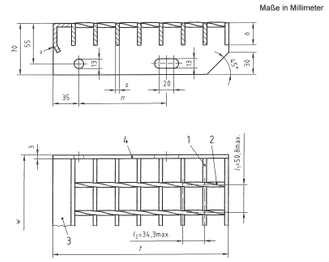

Legende

1 Tragstab
2 Querstab
3 Anrittsprofil
4 Befestigungsplatte
w Laufbreite/Länge der Stufe
t Stufentiefe/Breite der Stufe
h Tragstabhöhe
n Lochabstand
l_1 Querstabteilung (siehe BGI 588)
l_2 Tragstabteilung (siehe BGI 588)
s Tragstabdicke
a Abkantung

Bild 1 — Ausführung SP Schweißpressrost

Normen-Download-Beuth-Magyar Szabványügyi Testület-Kódex-1480954-Okt-31723930901-2006-04-18 11:25

Tabelle 1 — Vorzugsmaße, Gewichte für schweißbaren Stahl nach DIN EN 10025, z. B. Werkstoff S 235JR

Maße in Millimeter

W^{+5}_{-3}	$t \pm 5$	h^a	s^a	n	Querstabteilung l_1 Ausführung SP	Querstabteilung l_1 Ausführung P	Zulässige Einzelkraft N	Gewicht kg je Stück Stahl verzinkt ≈
600	110[b]	30	3	40	38,1	33,33	1 500	2,6
		40	3					3,1
	240[c]	30	3	120				5,2
		40	3					6,2
	270	30	3	150				5,8
		40	3					7
	305	30	3	180				6,5
		40	3					7,8
800[d]	110[b]	30	3	40				3,3
		40	3					3,9
	240[c]	30	3	120				6,7
		40	3					8
	270	30	3	150				7,5
		40	3					9,1
	305	30	3	180				8,3
		40	3					10,1
1 000[d]	240[c]	30	3	120				8,2
		40	3					9,9
	270	30	3	150				9,2
		40	3					11,2
	305	30	3	180				10,2
		40	3					12,4
1 200	240[c]	40	3	120				11,7
	270	40	3	150				13,2
	305	40	3	180				14,7

a Diese Laufbreiten sind zu bevorzugen.
b Für Treppenleitern nach DIN EN ISO 14122-3 geeignet.
c Für Treppen nach DIN EN ISO 14122-3 und nach dem Anwendungsbereich dieser Norm geeignet.
d Andere Tragstabdicken und -höhen können je nach Stufenlänge unter Einhaltung der Mindestbelastung nach DIN EN ISO 14122-3 vereinbart werden.

METAL BAR GRATING

AMERICAN NATIONAL STANDARD
NAAMM STANDARD

MBG 533-xx

ANSI/NAAMM•HMMA—MBG 533-xx 5 GRATINGS

WELDING STANDARDS FOR FABRICATION OF STEEL, STAINLESS STEEL AND ALUMINUM BAR GRATING

FOURTH EDITION

ANSI/NAAMM•HMMA—MBG 533-xx 5 GRATINGS

MBG Metal Bar Grating

American National Standards Institute ANSI

A Division of NAAMM National Association of Architectural Metal Manufacturers

SECTION 2

DESIGN OF WELDED CONNECTIONS

2.1 WELDING STANDARDS

Figures 2.1.1 thru 2.2.2 cover welding standards for bar gratings. These standards apply to steel, aluminum and stainless-steel gratings and treads and to steel gratings galvanized as per specifications set forth in ANSI/NAAMM MBG 531 or ANSI/NAAMM MBG 532.

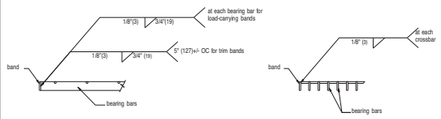

BANDING FOR STANDARD GRATING

(bearing bar thickness less than 1/4"(6mm) and bearing bar clear opening greater than or equal to 5/8" (16mm)) Figure 2.1.1

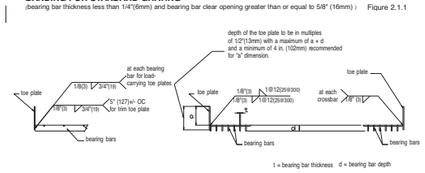

t = bearing bar thickness d = bearing bar depth

TOE PLATE FOR STANDARD GRATING

(bearing bar thickness less than 1/4"(6mm) and bearing bar clear opening greater than or equal to 5/8" (16mm)) Figure 2.1.2

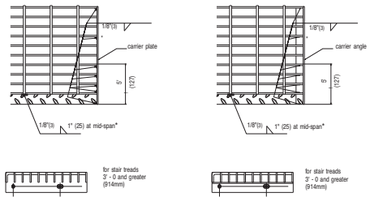

When carrier plates and carrier angles are used, the bearing bars in the front five inches, the back bearing bar, and the nosing shall be welded to the carrier plate or carrier angle as shown.

On treads over 9-3/4 in. (248) wide weld end of center bar also.
* Treads spanning 4 ft. (1219mm) or more shall have welds located at the third points.

STANDARD STAIR TREADS Figure 2.2.1

(bearing bar thickness less than 1/4"(6mm) and bearing bar clear opening greater than or equal to 5/8" (16mm))

ASTM INTERNATIONAL

Designation: A123/A123M – 13

Standard Specification for Zinc (Hot-Dip Galvanized) Coatings on Iron and Steel Products[1]

This standard is issued under the fixed designation A123/A123M; the number immediately following the designation indicates the year of original adoption or, in the case of revision, the year of last revision. A number in parentheses indicates the year of last reapproval. A superscript epsilon (ε) indicates an editorial change since the last revision or reapproval.

This standard has been approved for use by agencies of the Department of Defense.

1. Scope*

1.1 This specification covers the requirements for zinc coating (galvanizing) by the hot-dip process on iron and steel products made from rolled pressed and forged shapes, castings, plates, bars, and strips.

1.2 This specification covers both unfabricated products and fabricated products, for example, assembled steel products, structural steel fabrications, large tubes already bent or welded before galvanizing, and wire work fabricated from uncoated steel wire. This specification also covers steel forgings and iron castings incorporated into pieces fabricated before galvanizing or which are too large to be centrifuged (or otherwise handled to remove excess galvanizing bath metal).

NOTE 1—This specification covers those products previously addressed in Specifications A123-78 and A386-78.

1.3 This specification does not apply to wire, pipe, tube, or steel sheet which is galvanized on specialized or continuous lines, or to steel less than 22 gage (0.0299 in.) [0.76 mm] thick.

1.4 The galvanizing of hardware items that are to be centrifuged or otherwise handled to remove excess zinc (such as bolts and similar threaded fasteners, castings and rolled, pressed and forged items) shall be in accordance with Specification A153/A153M.

1.5 Fabricated reinforcing steel bar assemblies are covered by the present specification. The galvanizing of separate reinforcing steel bars shall be in accordance with Specification A767/A767M.

1.6 This specification is applicable to orders in either inch-pound units (as A123) or SI units (as A123M). Inch-pound units and SI units are not necessarily exact equivalents. Within the text of this specification and where appropriate, SI units are shown in parentheses. Each system shall be used independently of the other without combining values in any way. In the case of orders in SI units, all testing and inspection shall be done using the metric equivalent of the test or inspection method as appropriate. In the case of orders in SI units, such shall be stated to the galvanizer when the order is placed.

2. Referenced Documents

2.1 *ASTM Standards:*[2]

A47/A47M Specification for Ferritic Malleable Iron Castings

A90/A90M Test Method for Weight [Mass] of Coating on Iron and Steel Articles with Zinc or Zinc-Alloy Coatings

A143/A143M Practice for Safeguarding Against Embrittlement of Hot-Dip Galvanized Structural Steel Products and Procedure for Detecting Embrittlement

A153/A153M Specification for Zinc Coating (Hot-Dip) on Iron and Steel Hardware

A384/A384M Practice for Safeguarding Against Warpage and Distortion During Hot-Dip Galvanizing of Steel Assemblies

A385 Practice for Providing High-Quality Zinc Coatings (Hot-Dip)

A767/A767M Specification for Zinc-Coated (Galvanized) Steel Bars for Concrete Reinforcement

A780 Practice for Repair of Damaged and Uncoated Areas of Hot-Dip Galvanized Coatings

A902 Terminology Relating to Metallic Coated Steel Products

B6 Specification for Zinc

B487 Test Method for Measurement of Metal and Oxide Coating Thickness by Microscopical Examination of Cross Section

B602 Test Method for Attribute Sampling of Metallic and Inorganic Coatings

B960 Specification for Prime Western Grade-Recycled (PWG-R) Zinc

[1] This specification is under the jurisdiction of ASTM Committee A05 on Metallic-Coated Iron and Steel Products and is the direct responsibility of Subcommittee A05.13 on Structural Shapes and Hardware Specifications.

Current edition approved Nov. 1, 2013. Published November 2013. Originally approved in 1928. Last previous edition approved in 2012 as A123/A123M - 12. DOI: 10.1520/A0123_A0123M-13.

[2] For referenced ASTM standards, visit the ASTM website, www.astm.org, or contact ASTM Customer Service at service@astm.org. *For Annual Book of ASTM Standards* volume information, refer to the standard's Document Summary page on the ASTM website.

***A Summary of Changes section appears at the end of this standard**

Copyright © ASTM International, 100 Barr Harbor Drive, PO Box C700, West Conshohocken, PA 19428-2959. United States
Copyright by ASTM Int'l (all rights reserved); Fri Dec 6 10:00:50 EST 2013
Downloaded/printed by
Adam Brown (Metalplate Galvanizing) pursuant to License Agreement. No further reproductions authorized.

TABLE 1 Minimum Average Coating Thickness Grade by Material Category

Material Category	All Specimens Tested — Steel Thickness Range (Measured), in. [mm]					
	<1/16 in. [<1.6]	1/16 to <1/8 in. [1.6 to <3.2]	1/8 to 5/32 in. [3.2 to 4.8]	>5/32 to <1/4 in. [>4.8 to <6.4]	1/4 to 5/8 in. [>6.4 to <16.0]	>5/8 in. [>16.0]
Structural Shapes	45	65	75	75	100	100
Strip and Bar	45	65	75	75	75	100
Plate	45	65	75	75	75	100
Pipe and Tubing	45	45	75	75	75	75
Wire	35	50	65	65	80	80
Reinforcing Bar	...	...	...	...	100	100

inclusions are raised surfaces and are easily knocked off through contact with lifting straps or chains, tools, fixtures, or other galvanized parts.

3.2.5 *material category, n*—the general class or type of material or process of manufacture, or both, that nominally describes a unit of product, or from which a unit of product is made. For example, bar grating belongs to the category "strip," handrail belongs to the category "pipe," etc.

3.2.6 *multi-specimen article, n*—a unit of product whose surface area is greater than 160 in.^{2} [100 000 mm^2]. For thickness testing purposes, articles whose surface area is greater than 160 in.^{2} are subdivided into three continuous local sections, nominally equal in surface area, each of which constitutes a specimen. In the case of any such local section containing more than one material category or steel thickness range as delineated in Table 1, that section will contain more than one specimen (see Fig. 1).

3.2.7 *sample, n*—a collection of individual units of product from a single lot selected in accordance with Section 7, and intended to represent that lot for acceptance. If a sample is taken as representing the lot for acceptance, the sample shall be taken at random from the lot without regard to the perceived quality or appearance of any individual unit in the lot being sampled. The sample consists of one or more test articles.

3.2.8 *single-specimen article, n*—a unit of product whose surface area is equal to or less than 160 in.^{2} [100 000 mm^2] or that is centrifuged or otherwise similarly handled in the galvanizing process to remove excess galvanizing bath metal (free zinc). For thickness testing purposes, the entire surface area of each unit of product constitutes a specimen. In the case of any such article containing more than one material category or steel thickness range as delineated in Table 1, that article will contain more than one specimen (see Fig. 1).

3.2.9 *specimen, n*—the surface of an individual test article or a portion of a test article, upon which thickness measurements are to be performed, which is a member of a lot, or a member of a sample representing that lot. For magnetic thickness measurements, specimen excludes any area of the surface which is subject to processes (such as flame cutting, machining, threading, etc.) that can be expected to result in surface conditions not representative of the general surface condition of the test article, or is disqualified by the measurement method. The minimum average coating thickness grade for any specimen shall be one coating grade below that required for the appropriate material category and thickness in Table 1. For a unit of product whose surface area is equal to or less than 160 in.^{2} [100 000 mm^2], the entire surface area of each test article constitutes a specimen. In the case of an article containing more than one material category or steel thickness range as delineated in Table 1, that article will contain more than one specimen, as appropriate (see Fig. 1).

3.2.10 *specimen coating thickness, n*—the average thickness from no less than five test measurements on a specimen, when each measurement location is selected to provide the widest dispersion (in all applicable directions) of locations for the steel category of the test article within the confines of the specimen volume.

3.2.11 *test article, n*—an individual unit of product that is a member of the sample and that is examined for conformance to a part of this specification.

4. Ordering Information

4.1 Orders for coatings provided under this specification shall include the following:

4.1.1 Quantity (number of pieces to be galvanized) and total weight.

4.1.2 Description (type and size of products) and weight.

4.1.3 ASTM specification designation and year of issue.

4.1.4 Material identification (see 5.1) and surface condition or contamination.

4.1.5 Sampling plan, if different from 7.3.

4.1.6 Special test requirements (see 8.1).

4.1.7 Special requirements (special stacking, heavier coating weight, etc.).

4.1.8 Tagging or piece identification method.

5. Materials and Manufacture

5.1 *Steel or Iron*—The specification, grade, or designation and type and degree of surface contamination of the iron or steel in articles to be galvanized shall be supplied by the purchaser to the hot-dip galvanizer prior to galvanizing.

NOTE 2—The presence in steels and weld metal, in certain percentages, of some elements such as silicon, carbon, and phosphorus tends to accelerate the growth of the zinc-iron alloy layer so that the coating may have a matte finish with little or no outer zinc layer. The galvanizer has only limited control over this condition. The mass, shape, and amount of cold working of the product being galvanized may also affect this condition. Practice A385 provides guidance on steel selection and discusses the effects of various elements in steel compositions (for example, silicon), that influence coating weight and appearance.

5.2 *Fabrication*—The design and fabrication of the product to be galvanized are the responsibilities of the designer and the fabricator. Practices A143/A143M, A384/A384M, and A385

Copyright by ASTM Int'l (all rights reserved); Fri Dec 6 10:00:50 EST 2013
Downloaded/printed by
Adam Brown (Metalplate Galvanizing) pursuant to License Agreement. No further reproductions authorized.

INTERNATIONAL STANDARD **ISO 1461**

Third edition
2009-05-15

Hot dip galvanized coatings on fabricated iron and steel articles — Specifications and test methods

Revêtements par galvanisation à chaud sur produits finis en fonte et en acier — Spécifications et méthodes d'essai

Reference number
ISO 1461:2009(E)

© ISO 2009

Copyright International Organization for Standardization
Provided by IHS under license with ISO
No reproduction or networking permitted without license from IHS

Sold to:NW PA Reg Plann and Dev Ctr, 498182
Not for Resale,12/07/2004 12:05:12 MST

Table 3 — Minimum coating thickness and mass on samples that are not centrifuged

Article and its thickness	Local coating thickness (minimum)[a]	Local coating mass (minimum)[b]	Mean coating thickness (minimum)[c]	Mean coating mass (minimum)[b]
	µm	g/m^2	µm	g/m^2
Steel > 6 mm	70	505	85	610
Steel > 3 mm to < 6 mm	55	395	70	505
Steel ⩾ 1,5 mm to ⩽ 3 mm	45	325	55	395
Steel < 1,5 mm	35	250	45	325
Castings ⩾ 6 mm	70	505	80	575
Castings < 6 mm	60	430	70	505

NOTE This table is for general use: individual product standards may include different requirements including different categories of thickness. Local coating mass and mean coating mass requirements are set out in this table for reference in such cases of dispute.

[a] See 3.8.

[b] Equivalent coating mass using a nominal coating density of 7,2 g/cm^3 (see Annex D).

[c] See 3.9.

The local coating thickness in Table 3 shall only be determined in relation to reference areas selected in accordance with 6.2.3. In cases of dispute, the results of gravimetric tests (coating mass) take precedence over the results of coating thickness tests.

Table 4 — Minimum coating thickness and mass on samples that are centrifuged

Article and its thickness	Local coating thickness (minimum)[a]	Local coating mass (minimum)[b]	Mean coating thickness (minimum)[c]	Mean coating mass (minimum)[b]
	µm	g/m^2	µm	g/m^2
Articles with threads:				
> 6 mm diameter	40	285	50	360
⩽ 6 mm diameter	20	145	25	180
Other articles (including castings):				
⩾ 3 mm	45	325	55	395
< 3 mm	35	250	45	325

NOTE This table is for general use: fastener coating standards and individual product standards may have different requirements (see also A.2.h). Local coating mass and mean coating mass requirements are set out in this table for reference in such cases of dispute.

[a] See 3.8.

[b] Equivalent coating mass using a nominal coating density of 7,2 g/cm^3 (see Annex D).

[c] See 3.9.

The local coating thickness in Table 4 shall only be determined in relation to reference areas selected in accordance with 6.2.3. In cases of dispute, the results of gravimetric tests (coating mass) take precedence over the results of coating thickness tests.

Copyright International Organization for Standardization
Provided by IHS under license with ISO
No reproduction or networking permitted without license from IHS

Sold to:NW PA Reg Plann and Dev Ctr, 498182
Not for Resale,12/07/2004 12:05:12 MST

HadyMeiserEgypt
STEEL GRSTING S.A.E
HME
هادي مايزر مصر
لتصنيع المشايات المعدنية ش.م.م
مالتي مايزر سابقاً
رقم التسجيل الضريبي ١٢٧-٠٦٠-٢٠٥ ملف ضريبي رقم ٢٧٠-٠٠٠٠٠٠ - ٥ سجل تجاري ٢٢١٨٥٢

Data Sheet
(Double Clamp)

Double clamp also referred to as Bridging clamp is an assembly designed for joining two steel bar gratings panels from the underside along with two saddle clips over the floor grating. The double clamp allows fixing from the top of the grating, enabling a rapid & secure way of connecting two grating panels together.
Assembly & Installation: Double clamp assembly comprises of two top saddle clips, an underside bridging clamp and a pair of bolt & nut. Bridging clamp securely connects two unsupported grating ends with each other, preventing excessive deflection & trip hazards.

TECHNICAL SPECIFICATIONS

Made of S235JR / ST37 - hot-dip galvanized
The lower part And the upper part Made of 2.5 mm thick
consisting of: 2 bracket upper parts (dovetail lugs), clamp lower part (160mm) with 2 slotted holes (45 mm), 2 hexagonal bolts M8 x 80 mm and 2 square nuts M8.



HADY MEISER EGYPT

Head Office :
2 Asma Fahmy St., - Helioplis
Cairo - Egypt
Tel. : +202 -24175822
+202 -22903879
Factories and Sales :
El Shrouk industrial Zone,
Khanka, Kaliobia
Tel. : +202-44564091
Tel. : +202-44564092
Fax : +202-44564093
Mob : 01001726135

E-mail:Trabia_meiser@hadymeiser.com
E-mail:trabia.meiser@gmail.com
Web site:www.hadymeiser-egypt.com

الإدارة:
٢ش اسماء فهمى - هليوبليس - أمام كلية البنات
القاهرة - مصر
ت: ٢٠٢٢٤١٧٥٨٢٢+
٢٠٢٢٢٩٠٢٨٧٩+
المصانع والبيع:
منطقة الشروق الصناعية
الخانكة - قليوبية
ت: ٢٠٢/٤٤٥٦٤٠٩١
ت: ٢٠٢/٤٤٥٦٤٠٩٢
ف: ٢٠٢/٤٤٥٦٤٠٩٣
محمول: ٠١٠٠١٧٢٦١٣٥

HadyMeiserEgypt
STEEL GRSTING S.A.E
HME
هادي مايزر مصر
لتصنيع المشايات المعدنية ش.م.م
مالتي مايزر سابقاً
رقم التسجيل الضريبي ١٢٧-٠٦٠-٢٠٥ ملف ضريبي رقم ٢٧٠-٠٠٠٠٠٠ - ٥ سجل تجاري ٢٢١٨٥٢

Data Sheet
(Clamp)

TECHNICAL SPECIFICATIONS

The clamp consists of two parts (upper - lower)

The lower part And the upper part Made of 2.5 mm thick

The clamp nail is hexagon shape, in size 80x8 mm with nut all are galvanized in electric sedimentation

Made of S235JR / ST37 - hot-dip galvanized



HADY MEISER EGYPT

Head Office :
2 Asma Fahmy St., - Helioplis
Cairo - Egypt
Tel. : +202 -24175822
+202 -22903879
Factories and Sales :
El Shrouk industrial Zone,
Khanka, Kaliobia
Tel. : +202-44564091
Tel. : +202-44564092
Fax : +202-44564093
Mob : 01001726135

E-mail:Trabia_meiser@hadymeiser.com
E-mail:trabia.meiser@gmail.com
Web site:www.hadymeiser-egypt.com

الإدارة:
٢ش اسماء فهمى - هليوبليس - أمام كلية البنات
القاهرة - مصر
ت: ٢٠٢٢٤١٧٥٨٢٢+
٢٠٢٢٢٩٠٢٨٧٩+
المصانع والبيع:
منطقة الشروق الصناعية
الخانكة - قليوبية
ت: ٢٠٢/٤٤٥٦٤٠٩١
ت: ٢٠٢/٤٤٥٦٤٠٩٢
ف: ٢٠٢/٤٤٥٦٤٠٩٣
محمول: ٠١٠٠١٧٢٦١٣٥

Development Research and Technological Planning Center
Cairo University
مركز استشارات وبحوث التنمية والتخطيط التكنولوجي
جامعة القاهرة

Request date:	Client: Hady Meiser Egypt
Report number :	

Technical report for tension test, chemical composition, loading and galvanization for grating 500 mm*500 mm with the following specification: Mesh 34 x 38 mm & main Bearing bar 30 x 3 mm & Cross bar 6 mm twisted
Shown results in the repot represents only the tested samples that were supplied by the client to the laboratory

Sample during loading test



Grating 500*500 mm



رقم بريدى : ١٢٢١١ جيزة – مصر ص.ب : ٣٨ فاكس : ٣٥٧٣٦٦٠١ تليفون :٣٥٧٢٨٦٢٣ - ٣٥٧٢٨٥٣٢ - ٣٥٦٨٧٦٩٦-٣٥٧٠٧٧١٣
nail:info@drtpc.org Mail: 12211Giza –Egypt P.O.Box :38 Fax: 35736601 Phone: 35707713-35687696-35728532-35728623

Development Research and Technological Planning Center
Cairo University
مركز استشارات وبحوث التنمية والتخطيط التكنولوجي
جامعة القاهرة

Request date:	Client: Hady Meiser Egypt
Report number:	

First tension test:

Ultimate Tensile Strength (MPa)	Yield strength (MPa)	Elongation %
307	261	36

Secondly: loading test:

the grating was supported on 4 supports at corners and span length was 470 mm as shown in pervious picture.

l- Distributed load: a distributed load of 842 KG was applied and the deflection was measured and found to be 1 mm.

2- Concentrated load was applied at the center and at 288 KG it is found that the deflection was 1mm

Third: Chemical composition

c	Si	s	P	Mn	Ni	Cr	Mo	v	cu	Ti	Fe
0.0734	0.026	0.00046	0.0014	0.2	0.033	0.008	0.006	0.004	0.068	0.003	Bal.

Fourthly: Galvanization

Galvanization layer thickness	Galvanization layer weight
70	500

رقم بريدى : ١٢٢١١ جيزة – مصر ص.ب : ٣٨ فاكس : ٣٥٧٣٦٦٠١ تليفون :٣٥٧٢٨٦٢٣ - ٣٥٧٢٨٥٣٢ - ٣٥٦٨٧٦٩٦-٣٥٧٠٧٧١٣
nail:info@drtpc.org Mail: 12211Giza –Egypt P.O.Box :38 Fax: 35736601 Phone: 35707713-35687696-35728532-35728623

Development Research and Technological Planning Center
Cairo University

مركز استشارات وبحوث التنمية والتخطيط التكنولوجي
جامعة القاهرة

Request date:	Client: Hady Meiser Egypt
Report number :	

Technical report for tension test, chemical composition, loading and galvanization for grating 500 mm*500 mm with the following specification: Mesh 30 x 50 mm & main Bearing bar 30 x 3 mm & Cross bar 6 mm twisted

Shown results in the repot represents only the tested samples that were supplied by the client to the laboratory

Sample during loading test



Grating 500*500 mm



رقم بريدى : ١٢٢١١ جيزة – مصر ص.ب : ٣٨ فاكس : ٣٥٧٣٦٦٠١ تليفون :٣٥٧٢٨٦٢٣ - ٣٥٧٢٨٥٣٢ - ٣٥٦٨٧٦٩٦-٣٥٧٠٧٧١٣

nail:info@drtpc.org Mail: 12211Giza –Egypt P.O.Box :38 Fax: 35736601 Phone: 35707713-35687696-35728532-35728623

Development Research and Technological Planning Center
Cairo University

مركز استشارات وبحوث التنمية والتخطيط التكنولوجي
جامعة القاهرة

Request date:	Client: Hady Meiser Egypt
Report number:	

First tension test:

Ultimate Tensile Strength (MPa)	Yield strength (MPa)	Elongation %
307	261	36

Secondly: loading test:

the grating was supported on 4 supports at corners and span length was 470 mm as shown in pervious picture.

1- Distributed load: a distributed load of 896 KG was applied and the deflection was measured and found to be 1 mm.

2- Concentrated load was applied at the center and at 306 KG it is found that the deflection was 1mm

Third: Chemical composition

C	Si	S	P	Mn	Ni	Cr	Mo	v	cu	Ti	Fe
0.0734	0.026	0.00046	0.0014	0.2	0.033	0.008	0.006	0.004	0.068	0.003	Bal.

Fourthly: Galvanization

Galvanization layer thickness	Galvanization layer weight
70	500

رقم بريدى : ١٢٢١١ جيزة – مصر ص.ب : ٣٨ فاكس : ٣٥٧٣٦٦٠١ تليفون :٣٥٧٢٨٦٢٣ - ٣٥٧٢٨٥٣٢ - ٣٥٦٨٧٦٩٦-٣٥٧٠٧٧١٣

nail:info@drtpc.org Mail: 12211Giza –Egypt P.O.Box :38 Fax: 35736601 Phone: 35707713-35687696-35728532-35728623

HADY MEISER

www.hadymeiser-egypt.com



Job References For Grating

JOB REFERENCES FOR GRATING

Cement Sector

S	QTY (m2)	Name of Company	Specification
1	7385	Orascom (Suez Cement Project)	❖ Mesh 30 x 50 mm ❖ Bearing Bar 30 x 3 mm ❖ Cross Bar 5 mm (twisted)
2	6785	Orascom (Egyptian Cement Project) Line1	
3	8135	Orascom (Egyptian Cement Project) Line2	
4	3700	Orascom (Egyptian Cement Project) Line3	
5	6700	Orascom (Egyptian Cement Project) Line4 From Total QTY 6700 m2	
6	6700	Orascom (Egyptian Cement Project) Line5 From Total QTY 6700 m2	
7	6800	Orascom (El Amria Cement Project) Line1	❖ Mesh 30 x 50 mm ❖ Bearing Bar 30 x 3 mm ❖ Cross Bar 5 mm (twisted)
8	4000	HASSAN ALLAM SONS (ARABIA CEMENT)	❖ Mesh 30 x 50 mm ❖ Bearing Bar 30 x 3 mm ❖ Cross Bar 5 mm (twisted)
9	1732	Suez Cement Company	❖ Mesh 30 x 50 mm ❖ Bearing Bar 30 x 3 mm ❖ Cross Bar 5 mm (twisted)
10	1253	ASIC (Torah Cement Project)	
11	465	ASIC (Helwan Cement Project)	
12	6175	ASIC (Quna Cement Project)	
13	1800	El – Fahd Cement (Domyeta Port)	
14	1100	Asi out Cement (Cemex)	❖ Mesh 30 x 50 mm ❖ Bearing Bar 30 x 3 mm ❖ Cross Bar 5 mm (twisted)
15	900	Petronet (Asi out Cement Project)	❖ Mesh 30 x 50 mm ❖ Bearing Bar 30 x 3 mm ❖ Cross Bar 5 mm (twisted)
16	12400	ORASCOM (LYBIA CEMENT PROJECT) LINE 1 – LINE 2	
17	6000	Orascom (Algeria project) line 1	
18	6000	Orascom (Algeria project) line2	
19	6000	Orascom (Algeria project) line 3	
20	6860	Orascom (Nigeria cement) line 1	
21	6860	Orascom (CIBA-White Cement – Algeria)	
22	6800	Orascom (FUJAIRA)	
23	6800	Orascom (BAZIAN)	
24	7000	MISR BANI SWIF (LINE 1)	❖ Mesh 30 x 50 mm ❖ Bearing Bar 40 x 3 mm ❖ Cross Bar 5 mm (twisted)
25	6000	Orascom (AL Safwa Cement Co in Saudi Arabia project)	❖ Mesh 30 x 50 mm ❖ Bearing Bar 40 x 3 mm ❖ Cross Bar 5 mm (twisted)
26	7500	Orascom (Al Bayda Cement in Saudi Arabia project)	❖ Mesh 30 x 50 mm ❖ Bearing Bar 40 x 3 mm ❖ Cross Bar 5 mm (twisted)

Cars & Cars Painting Sector

S	QTY (m2)	Name of Company	Specification
1	390	Ega Mercedes Company (M.C.V.Factory – New Salhya)	❖ Mesh 30 x 38 mm ❖ Bearing Bar 30 x 3 mm ❖ Cross Bar 5 mm (twisted)
2	400	Arab American Cars Company	❖ Mesh 30 x 50 mm ❖ Bearing Bar 30 x 3 mm ❖ Cross Bar 5 mm (twisted)
3	200	Mia Company	❖ Mesh 30 x 50 mm ❖ Bearing Bar 30 x 3 mm ❖ Cross Bar 5 mm (twisted)
4	2000	ELZamil GHABOUR AUTO FACTORY in Sadat	❖ Mesh 30 x 100 mm ❖ Bearing Bar 30 x 3 mm ❖ Cross Bar 6 mm (twisted)

Subway and electric metro Monorail

S	QTY (m2)	Name of Company	Specification
1	3600	Intercontrade Egypt (subway project Abbasia / Ain Shams / Abdo Pasha / Al-Ahram stations)	❖ Mesh 40 x 38 mm ❖ Bearing Bar 40 x 3 mm ❖ Cross Bar 6 mm (twisted)
2	2400	Engineering Metal Construction (EMCON) (Al- Maronelli metro stores in the 10th of Ramadan)	❖ Mesh 45 x 100 mm ❖ Bearing Bar 30 x 3 mm ❖ Cross Bar 6 mm (twisted)
3	2200	Alpha Industries and Constructions Integrated Construction Solutions (Al- Maronelli metro stores in the 10th of Ramadan)	❖ Mesh 45 x 100 mm ❖ Bearing Bar 30 x 3 mm ❖ Cross Bar 6 mm (twisted)
4	2100	The Arab Contractors (Al- Maronelli metro)	❖ Mesh 34 x 38 mm ❖ Bearing Bar 30 x 3 mm ❖ Cross Bar 6 mm (twisted)

JOB REFERENCES FOR GRATING

Construction Sector			
S	QTY (m2)	Name of Company	Specification
1	2800	Isaco (Alexandria National Company for Iron & Steel – El Dekhala)	Mesh 30 x 38 mm Bearing Bar 30 x 3 mm Cross Bar 5 mm (twisted)
2	560	El Azz Company (El Sadat City Facrtory)	Mesh 30 x 38 mm Bearing Bar 30 x 3 mm Cross Bar 5 mm (twisted)
3	800	Ansco Company (Drainage Project – El Gabal El Asfar)	Mesh 30 x 50 mm Bearing Bar 30 x 3 mm Cross Bar 5 mm (twisted)
4	2400	The National Steel Fabrication Company (Mubarak Stadium)	Mesh 30 x 38 mm Bearing Bar 40 x 3 mm Cross Bar 5 mm (twisted)
5	200	Orascom Company (El Ain El Sokhna Port)	Mesh 30 x 50 mm Bearing Bar 40 x 3 mm Cross Bar 5 mm (twisted)
6	5000	Viro Metalco Company (Different Projects)	Mesh 30 x 38 mm Bearing Bar 30 x 3 mm Cross Bar 5 mm (twisted)
7	1200	Morrison Company (Ismalia Drainage)	Mesh 30 x 38 mm Bearing Bar 30 x 3 mm Cross Bar 5 mm (twisted)
8	1400	Insaldo Company (El Gabal El Asfar Drainage – Contract 16)	
9	385	PetroJet Company (Asuit Towers)	Mesh 30 x 50 mm Bearing Bar 30 x 3 mm Cross Bar 5 mm (twisted)
10	1000	The American Company for Steel Industry (Bashy's Sons)	Mesh 30 x 38 mm Bearing Bar 50 x 5 mm Cross Bar 5 mm (twisted)
11	1020	Metalco Company (Different Projects)	Mesh 30 x 38 mm Bearing Bar 40 x 3 mm Cross Bar 5 mm (twisted)
12	5000	National Steel Fabrication Company (Different Projects)	
13	1500	National Steel Fabrication Company (El Sweedy)	Mesh 30 x 50 mm Bearing Bar 25 x 3 mm Cross Bar 5 mm (twisted)
14	600	Orascom (El Ain El Sokhnah Port)	Mesh 30 x 38mm Bearing Bar 30 x 3 mm Cross Bar 5 mm (twisted)
15	400	N. C. C.	
16	31000	Zamil Project Bahr Elbaqr WTP Project.	Mesh 30 x 100mm Bearing Bar 30 x 3 mm Cross Bar 6 mm (twisted)
17	15000	Hasan allam sons (BLACK SAND Project.)	Mesh 30 x 50mm Bearing Bar 30 x 3 mm Cross Bar 6 mm (twisted)
18	5000	Rowad modern engineering	Mesh 30 x 50mm Bearing Bar 30 x 3 mm Cross Bar 6 mm (twisted)

Construction Sector			
S	QTY (m2)	Name of Company	Specification
19	25000	EDECS (Dekheila Port)	Mesh 30 x 38mm Bearing Bar 30 x 3 mm Cross Bar 6 mm (twisted)
20	8000	Golden Oil (Feed factory in October)	Mesh 30 x 38mm Bearing Bar 30 x 3 mm Cross Bar 6 mm (twisted)
21	3400	Petromaint (Western Desert Gas)	Mesh 30 x 50mm Bearing Bar 25 x 5 mm Cross Bar 6 mm (twisted)
22	4550	PetroJet Company (MDF)	Mesh 30 x 50mm Bearing Bar 30 x 5 mm Cross Bar 6 mm (twisted)
23	2000	Orascom (New Army Stadium in the Administrative Capital)	Mesh 30 x 38mm Bearing Bar 25 x 3 mm Cross Bar 6 mm (twisted)
24	3400	Arab Contractors Dam Tanzania	Mesh 34 x 38mm Bearing Bar 30 x 3 mm Cross Bar 6 mm (twisted)
25	1000	Arab Contractors Dam Tanzania	Mesh 34 x 38mm Bearing Bar 40 x 4 mm Cross Bar 6 mm (twisted)
26	6000	El Sewedy Suez Steel Project	Mesh 30 x 100mm Bearing Bar 25 x 5 mm Cross Bar 6 mm (twisted)
27	1500	EMDAD STEEL	Mesh 30 x 76 mm Bearing Bar 40 x 2.5 mm Cross Bar 6 mm (twisted)
28	500	Hasan allam sons (Burj Al Arab Airport.)	Mesh 30 x 50mm Bearing Bar 40 x 4 mm Cross Bar 6 mm (twisted)

JOB REFERENCES FOR GRATING

Electricity Sector

S	QTY(m2)	Name of Company	Specification
1	1020	Metalco Company (Safaga Electricity Station)	❖ Mesh 30 x 38 mm ❖ Bearing Bar 40 x 3 mm ❖ Cross Bar 5 mm (twisted)
2	6600	N.S.F. Company (Port Said Station)	
3	385	Petro Jet Company (Eastern Branch) (El Temsah Station)	
4	250	Suez Electricity Station	
5	1500	Henalco Company (Samalout Electricity Station)	❖ Mesh 30 x 38mm ❖ Bearing Bar 40 x 3 mm ❖ Cross Bar 5 mm (twisted)
6	2000	Vero Metalco Company (Sidi Krir Electricity Station)	
7	6560	National Steel Fabrication Company (Different Projects)	
8	1000	Orascom (Port Said Electricity Station – Civil)	❖ Mesh 30 x 38 mm ❖ Bearing Bar 40 x 3 mm ❖ Cross Bar 5 mm (twisted)
9	1000	Orascom (El Ain El Sokhnah Electricity Station – Civil)	
10	1700	H. ALAM SONS (CAIRO NORTH POWER STATION) first stage	❖ Mesh 30 x 63.5 mm ❖ Bearing Bar 32 x 5 mm ❖ Cross Bar 6 mm (twisted)
11	1000	Fero Metalco Company (CAIRO NORTH POWER STATION) first stage	❖ Mesh 30 x 63.5 mm ❖ Bearing Bar 30 x 4 mm serrated ❖ Cross Bar 6 mm (twisted)
12	2500	ASIC COMPANY (CAIRO NORTH POWER STATION)	❖ Mesh 30 x 63.5 mm ❖ Bearing Bar 32X5 mm ❖ Cross Bar 5 mm (twisted)
13	350	Fero Metalco Company (ABO ZAABEL POWER STATION)	❖ Mesh 30 x 38 mm ❖ Bearing Bar 30X3 mm ❖ Cross Bar 5 mm (twisted)
14	700	WEST DELYA COMPANY (KAFR ELDAWAR	❖ Mesh 30 x 38 mm ❖ Bearing Bar 30 x 3 mm ❖ Cross Bar 5 mm (twisted)
15	300	ELSHROUK COM (TOSHKA POWER STATION)	
16	8100	HASAN ALLAM SONS (WEST NUBARIA POWER STATION)	❖ Mesh 41 x 63.5 mm ❖ Bearing Bar 38 x 5 mm ❖ Cross Bar 6 mm (twisted)
17	300	A.W FOR CONTRACTING	
18	300	HOUSE OF TRADE COMPANY (GIZA POWER STATION	

Electricity Sector

S	QTY(m2)	Name of Company	Specification
19	200	Orascom (Talkha power station)	❖ Mesh 40 x 100 mm ❖ Bearing Bar 38 x 5 mm ❖ Cross Bar 6 mm (twisted)
20	1700	Hassan Allam Sons (Cairo North Power Station)	❖ Mesh 30 x 100 mm ❖ Bearing Bar 38 x 5 mm ❖ Cross Bar 6 mm (twisted)
21	2100	Arab Constructors (El Korimat Power Station)	❖ Mesh 30 x 100 mm ❖ Bearing Bar 38 x 5 mm ❖ Cross Bar 6 mm (twisted)
22	4200	El- TEBEEN POWER STATION	❖ Mesh 30 x 100 mm ❖ Bearing Bar 38 x 5 mm ❖ Cross Bar 6 mm (twisted)
23	4000	NOBARIA STATION 3	❖ Mesh 30 x 100 mm ❖ Bearing Bar 38 x 5 mm ❖ Cross Bar 6 mm (twisted)
24	4000	EL ATF POWER STATION	❖ Mesh 30 x 100 mm ❖ Bearing Bar 38 x 5 mm ❖ Cross Bar 6 mm (twisted)
25	2000	Kharafi National New Damietta Power Station	❖ Mesh 30 x 50 mm ❖ Bearing Bar 30 x 3mm ❖ Cross Bar 6 mm (twisted)
26	1000	Kharafi National New Banha Power Station	❖ Mesh 30 x 50 mm ❖ Bearing Bar 30 x 3mm ❖ Cross Bar 6 mm (twisted)
27	500	Kharafi National Abu Zaabal Corridor Station	❖ Mesh 30 x 50 mm ❖ Bearing Bar 30 x 3mm ❖ Cross Bearing 15X3 mm
28	2000	Hassan Allam Sons, Dabaa Nuclear Plant	❖ Mesh 33 x 33 mm ❖ Bearing Bar 50 x 6mm ❖ Cross Bearing 50X6 mm

JOB REFERENCES FOR GRATING

Fertilizers sector

S	QTY(m2)	Name Of Company	Specification
1	8335	Project (abu Qir – [petrochemical project]	pitch 30x 38 mm bearing bar 30x3 mm cross bar 5 mm (twisted)
2	7230	N.S.F(Egyptian Fertilizers) first factory	
3	800	Project (Abou Madhy – petrochemical project)	
4	1000	Tradco company	
5	2000	Alex project (Petrochemical Project) J&P	
6	3300	Egycel Company (cellulose project)	
7	7200	Orascom (Egyptian Fertilizers Co) second factory	pitch 30x 38 mm bearing bar 30x3 mm cross bar 5 mm (twisted)
8	7150	Orascom (Helwan for Fertilizers)	
9	850	Ferrometalco (Egyptian Fertilizers + Helwan Fertilizers + Alex Fertilizers)	
10	7200	Alex Fertilizers	
11	810	Project (Suez Fertilizers)	
12	970	MetalcoC ompany (Abu Qir 3)	pitch3 0x 38 mm bearing bar 30x3 mm crossb ar 5m m (twisted)
13	730	N.N.S.F(Egyptian Fertilizer + Helwan Fertilizer + Alex	
14	1250	Isaco (A lexF ertilizer)	
15	6380	Petrojet (MOBCO)	
16	4500	Orascom (Al-AmoniaS uez)	
17	13300	AgreumF ertilizers	
18	7500	MethanoulF ertilizers	
19	7500	Petrojet the nitrogen fertilizer complex project (Grating)i nA in Sokhna	pitch3 0x 38 mm bearing bar 30x3 mm crossb ar 6 mm (twisted)
20	1030	Petrojet the nitrogen fertilizer complex project (Grating with Checkered Plate) in Ain Sokhna	pitch3 0x 38 mm bearing bar 30x3 mm crossb ar 6m m (t wisted)
21	2500	Petrojet Phosphate complex in Ain Sokhna	pitch3 0x 38 mm bearing bar 30x3 mm crossb ar 6m m (twisted)
22	8500	Petrojet Hydrocrackingp roject in Assiut	pitch3 0x 50 mm bearing bar 30x3 mm crossb ar 6m m (twisted)

Gas Sector

S	QTY (m2)	Name of Company	Specification
1	8800	FERROMETALCO (L.N.G EDCO)	Mesh 30 x 63.5.5 mm Bearing Bar 30 x 5 mm (SERRATED) Cross Bar 6 mm (twisted)
2	2500	FERROMETALCO (L.N.G DAMITTA)	Mesh 30 x 63.5.5 mm Bearing Bar 25 x 5 mm (SERRATED) Cross Bar 6 mm (twisted)
3	4450	PETROJET (L.N.G EDCO)	Mesh 30 x 63.5.5 mm Bearing Bar 30 x 5 mm (SERRATED) Cross Bar 5 mm (twisted)
4	450	N.S.F (L.N.G DAMITTA)	Mesh 30 x 63.5 mm Bearing Bar 25 x 5 mm (SERRATED) Cross Bar 5 mm (twisted)
5	1100	PETROJET (L.N.G DAMITTA)	Mesh 30 x 63.5 mm Bearing Bar 25 x 5 mm Cross Bar 5 mm (twisted)
6	1850	Petrojet (L.N.G DEMEITTA)	Mesh 3X63.5MM BEARING BAR 30X3 PLAIN, 40X3 SERRATED CRO BAR 5 MM (TWISTED)
7	800	ARCHRIDON (IDCO L.N.G)	Mesh 3X63.5MM BEARING BAR 30X3 PLAIN, 40X3 SERRATED CRO BAR 5 MM (TWISTED)
8	33000	Petrojet (Zohr Petroleum Project)	Mesh 34 x 38 mm Bearing Bar 30 x 3 mm Cross Bar 6 mm (twisted)
9	6000	Petrojet (Zohr Petroleum Project)	Mesh 20 x 38 mm Bearing Bar 30 x 3 mm Cross Bar 6 mm (twisted)
10	7300	Petrojet (Zohr Petroleum Project)	Mesh 34 x 38 mm Bearing Bar 30 x 3 mm Cross Bar 6 mm (twisted)
11	600	Petrojet (Zohr Petroleum Project)	Mesh 20 x 38 mm Bearing Bar 30 x 2.5 mm Cross Bar 6 mm (twisted)
12	2600	Petrojet Gasco Western desert gas complex	Mesh 30 x 50 mm Bearing Bar 35 x 5mm Cross Bar 6 mm (twisted)
13	2250	Petrojet, New unit VRU project in Al-Nasr Company for petroleum	Mesh 30 x 80 mm Bearing Bar 30 x 5mm SERRATED Cross Bar 6 mm (twisted)
14	3000	Cairo Petroleum Refining Company	Mesh 30 x 50 mm Bearing Bar 30 x 3mm Cross Bar 6 mm (twisted)

JOB REFERENCES FOR GRATING

Petrol & Drilling Sector

S	*QTY(m2)*	*Name Of Company*	*Specification*
1	1200	Khaldah Petroleum Company	Mesh 30 x 30 mm Bearing Bar 30 X 3 mm Cross Bar 5 mm (twisted)
2	2000	Petrojet (Gasco Project)	Mesh 30 x 50 mm Bearing Bar 40 X 3 mm Cross Bar 5 mm (twisted)
3	970	Metalco (Abou Qir 3 + 600 stairs)	Mesh 30 x 30 mm Bearing Bar 30 X 3 mm Cross Bar 5 mm (twisted)
4	800	Petrojet (Abou Madhy Extensions)	Mesh 34 x 38 mm Bearing Bar 40 X 3 mm Cross Bar 5 mm (twisted)
5	12250	Gabco for Petroleum	Mesh 30 x 63 mm Bearing Bar 25 X 4 mm Cross Bar 7 mm (twisted)
6	8600	Egyptian Drilling Company	Mesh 30 x 63 mm Bearing Bar 30 X 4 mm (serrated) Cross Bar 5 mm (twisted)
7	750	Chinese Drilling Company	Mesh 30 x 63 mm Bearing Bar 30 X 3 mm (serrated) Cross Bar 5 mm (twisted)
8	3200	PETROBEL	Mesh 30 x 50 mm Bearing Bar 30 X 4 mm (Serrated) Cross Bar 6 mm (Twisted)
9	590	Order from Apatche Petroleum	Mesh 30 x 63 mm Bearing Bar 30 X 3 mm (serrated) Cross Bar 5 mm (twisted)
10	200	El Haram for Drilling	Mesh 30 x 50 mm Bearing Bar 25 X 5 mm (serrated) Cross Bar 5 mm (twisted)
11	250	Egyptian Petroleum HH Rig Manufacturing S.A.E Co	Mesh 30 x 38 mm Bearing Bar 50 X 3 mm (serrated) Cross Bar 6 mm (twisted)

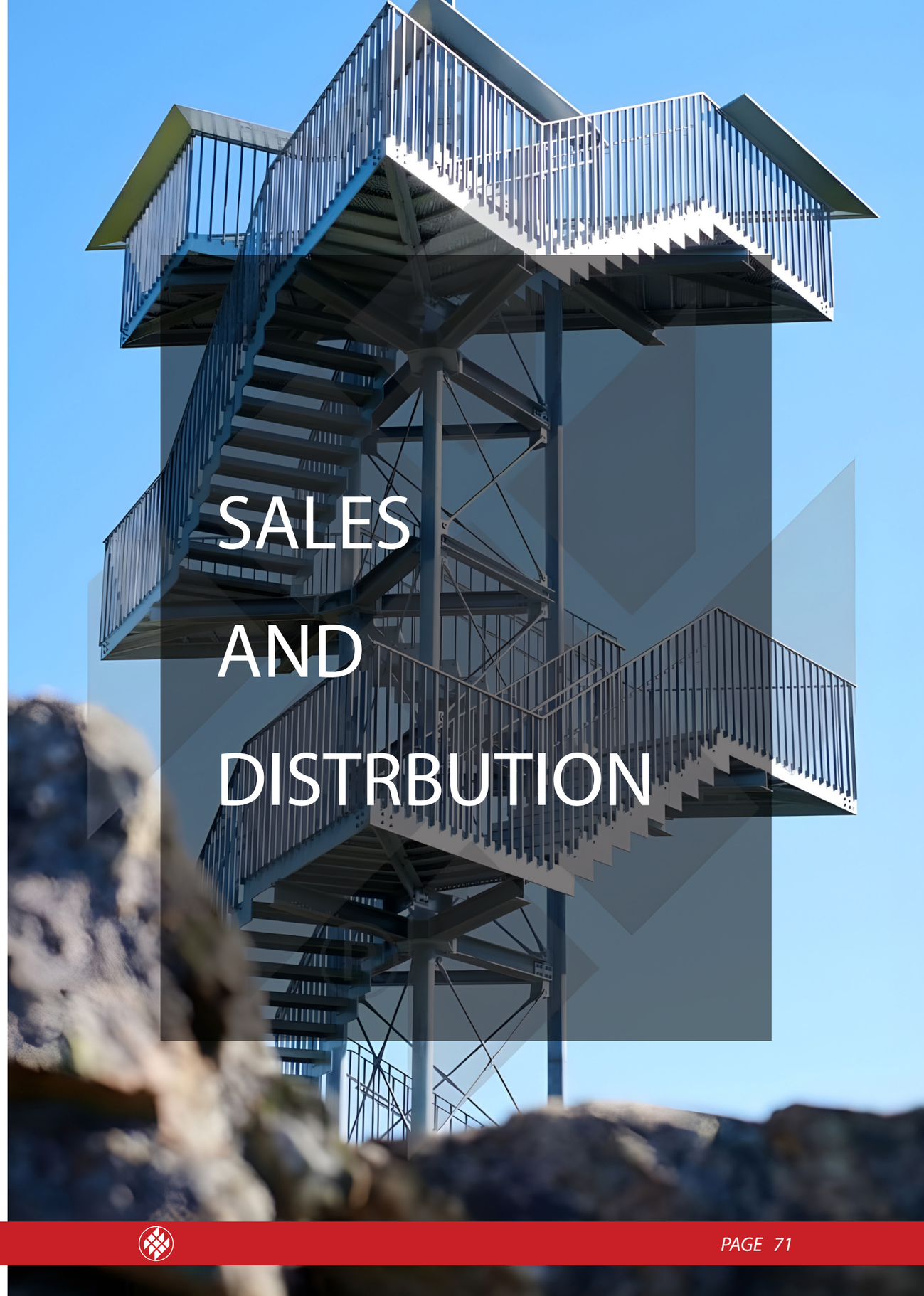

SALES & DISTRBUTION



To keep as near to our customers as possible, we maintain our own production locations, branches and agencies in several European countries.

One of the tasks at these locations is, not least, to make sure that the Meiser service is well organised.

Apart from its two production locations in Germany, Meiser operates in Belgium, Hungary and Egypt.

There are agencies in Italy, Spain, Switzerland, Austria and Scandinavia.

There are branches in Britain, the Netherlands, France, Rumania, and Malaysia.



Hady Meiser Product catalogue

HEAD OFFICE

2 Asma Fahmy St., Heliopolis, Cairo, Egypt
Phone: +202 24175822 / +202 22903879

FACTORIES

El Shrouk Industrial Zone, Khanka, Kaliobia
Phone: +202 44564091 / +202 44564092
Fax: +202 44564093

SALES

Mobile: 01001726068 - 01000433560 - 01001726135
Email: trabia.meiser@gmail.com / trabia_meiser@hadymeisr.com

www.hadymeiser-egypt.com

SCAN ME

Hady Meiser Product catalogue